



Drehwerkzeuge	5 - 46
Tools for turning <i>Porte-outils pour le tournage</i>	
Drehwerkzeuge positiv	47 - 63
Tools positiv for turning <i>Porte-outils positifs pour le tournage</i>	
Ausdrehwerkzeuge	65 - 96
Boring tools <i>Porte-outils pour d'alésage</i>	
Kurzlemmhalter	97 - 111
Cartridges <i>Cartouches</i>	
CMS-Schneidköpfe	113 - 133
CMS Cutting heads <i>Têtes de coup CMS</i>	
Stechwerkzeuge	135 - 179
Tools for grooving <i>Porte-outils pour la plongée de gorge</i>	
Ersatzteile	181 - 187
Spare parts <i>Pièces de rechange</i>	

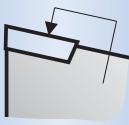


Bezeichnungssystem für Klemmhalter nach ISO 5608

Designation system for toolholders ISO 5608


Système de dénomination ISO 5608 pour porte-outils

C


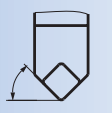

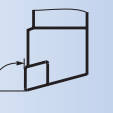
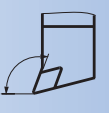
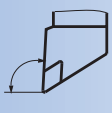
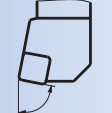
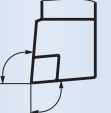

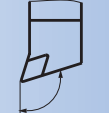
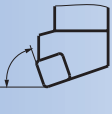
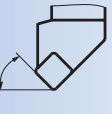
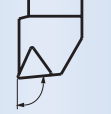
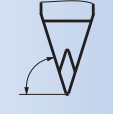
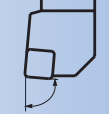


Von oben geklemmt
Top clamping
Fixation par bride

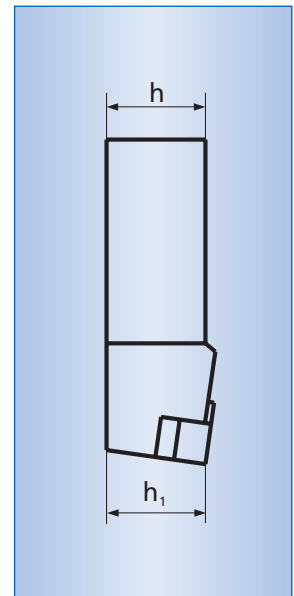
P



Über Bohrung geklemmt
Hole clamping
Fixation par goupille

B 75°	D 45°	F 90°	G 90°	H 107.5°
				
J 93°	K 75°	L 95°	N 63°	Q 107.5°
				
R 75°	S 45°	U 93°	V 72.5°	Y 85°
				

X Sonderform • Special style • *Forme spéciale*










Schneidplattenbefestigung
Insert clamping
Fixation de plaquette

Halterform
Tool style
Forme du porte-outil

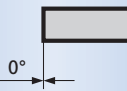
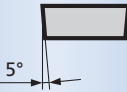
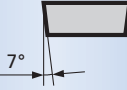
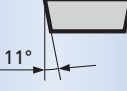
Werkzeughöhe
Tool height
Hauteur d'outil

C S R N L 25




Plattenform
Insert shape
Forme de plaquette

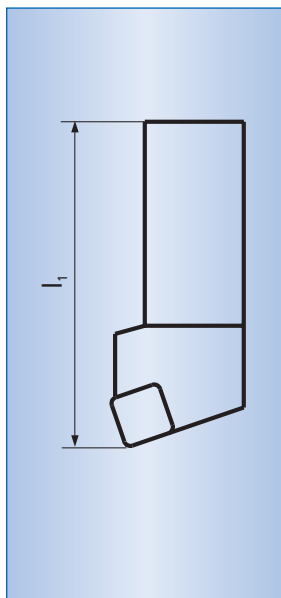
C 	D 
E 	R 
S 	T 
V 	

Normal-Freiwinkel der Schneidplatte
Insert normal clearance
Angle de dépouille

N 
B 
C 
P 

Schneidrichtung
Cutting direction
Direction de coupe

R 
L 
N 



Schaftbreite
Shank width
Largeur de la queue

Inkreis Inscribed circle Cercle inscrit	Insert shapes						Inkreis Inscribed circle Cercle inscrit	RB (Typ MO)
	R, S	T 60°	C 80°	E 75°	D 55°	V 35°		
d	d	d	d	d	d	d	d	
d	d	d	d	d	d	d	d	
								6,0
								7,0
								8,0
9,52	09	16	09		11	16		10,0
12,70	12	22	12	13	15	22		12,0
15,88	15		16					16,0
19,05	19							20,0
25,40	25							25,0

Plattengröße
Insert size
Grandeur de la plaquette

Kennzahl Index Code	s mm
3	3,18
4	4,76
6	6,35
7	7,94

Plattendicke
Insert thickness
Epaisseur de la plaquette

25

M

12

-

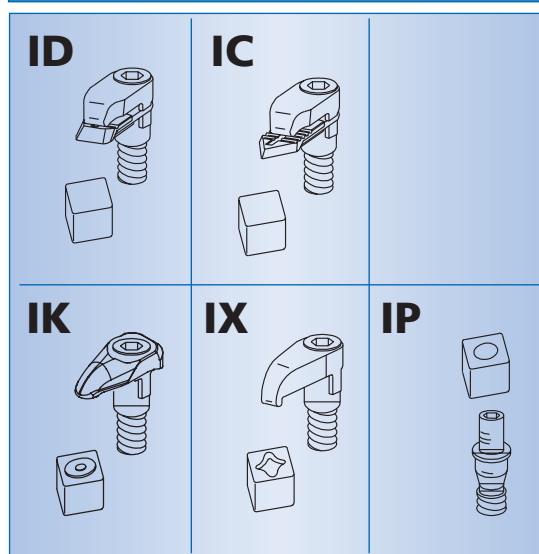
ID

7

Werkzeiglänge
Tool length
Longeur d'outil

	l ₁ mm
K	125
M	150
P	170
R	200
S	250
V	400

Klemmart
Clamping system
Système de serrage



Das integrierte SPK-Klemmsystem IKS
 The integrated SPK clamping system IKS
 La système IKS de serrage SPK intégré

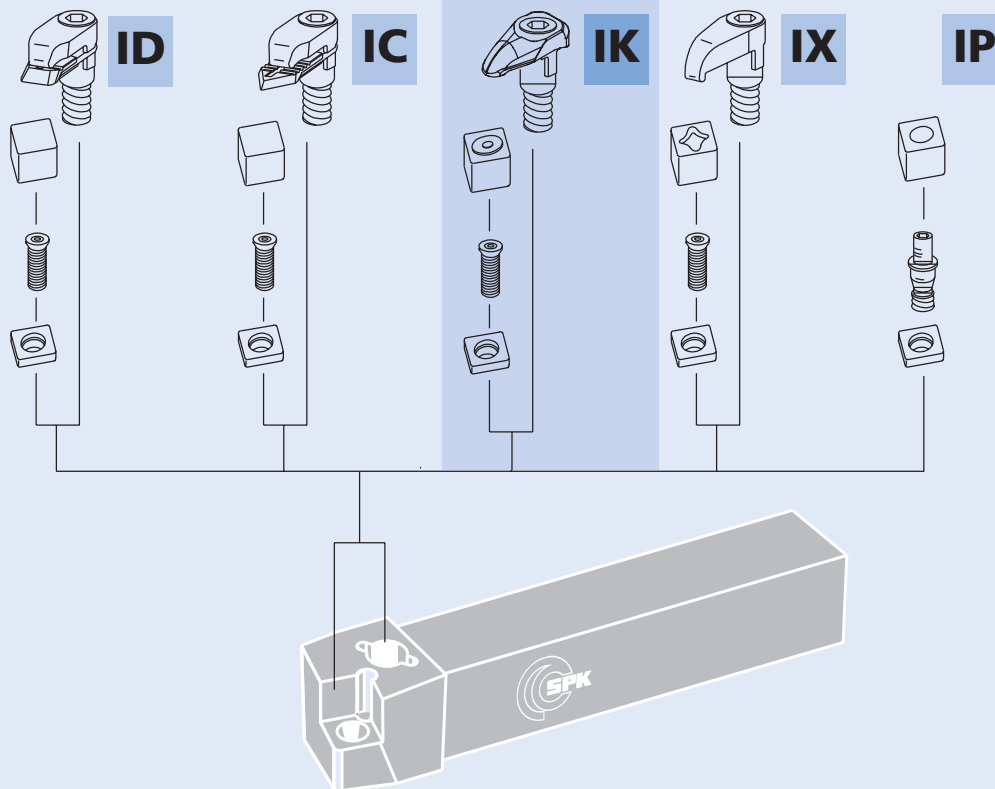
**Klemmelement mit Druckplatte
 (für kurzspanende Werkstoffe)**
 Clamping element
 with thrust plate
 (for short-chip material)
*Élément de serrage
 avec plaquette de poussée
 (pour des matières à
 copeaux fragmentés)*

**Klemmelement mit
 Spanformer**
 Clamping element with
 chip breaker
*Élément de serrage avec
 brise-copeaux*

**IKS-PRO
 Muldenklemmung**
 IKS-PRO
 notch clamping
*Serrage par
 empreinte IKS-PRO*

IKS-Muldenklemmung
 IKS notch clamping
*Serrage par
 empreinte IKS*

Lochklemmung
 Center hole
 clamping
Serrage par trou

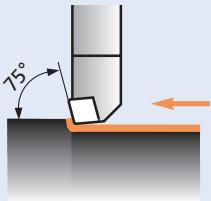


Ein Grundelement für 5 Klemmsysteme
 One basic element for 5 clamping systems
Un seul élément de base pour 5 systèmes de se

Inhaltsverzeichnis Drehwerkzeuge
 Contents tools for turning
 Table des matières porte-outils pour le tournage

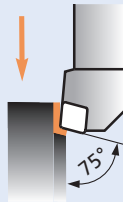
IKS-Drehwerkzeuge • IKS Tools for turning • *Porte-outils IKS pour le tournage*

CCBN L / R
PCBN L / R



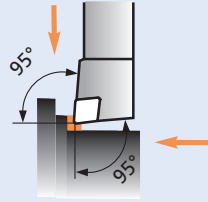
Seite • Page 12-13

CCKN L / R
PCKN L / R



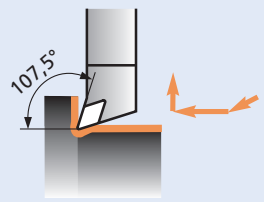
Seite • Page 14-15

CCLN L / R
PCLN L / R



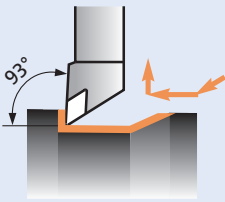
Seite • Page 16-17

CDHN L / R
PDHN L / R



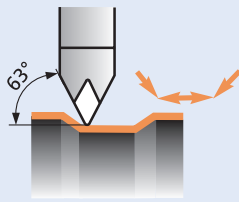
Seite • Page 18-19

CDJN L / R
PDJN L / R



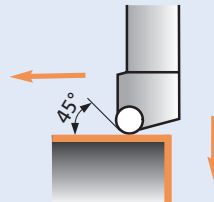
Seite • Page 20-21

CDNN N
PDNN N



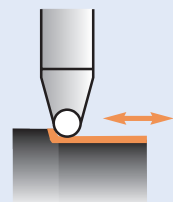
Seite • Page 22-23

CRSN L / R
PRSN L / R



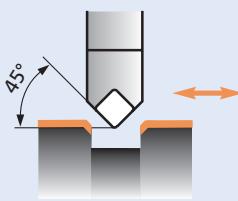
Seite • Page 24

CRDN N
PRDN N



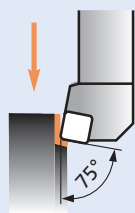
Seite • Page 25

CSDN N
PSDN N



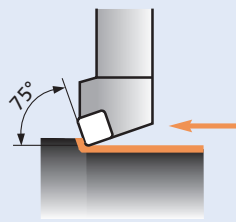
Seite • Page 26-27

CSKN L / R
PSKN L / R



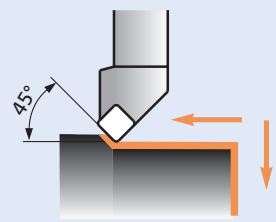
Seite • Page 28-29

CSRN L / R
PSRN L / R



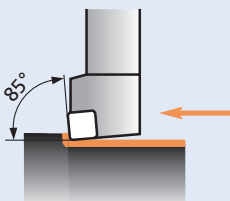
Seite • Page 30-31

CSSN L / R
PSSN L / R



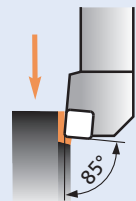
Seite • Page 32-33

CSXN L / R
PSXN L / R



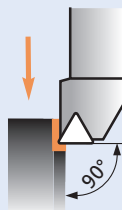
Seite • Page 34-35

CSYN L / R
PSYN L / R



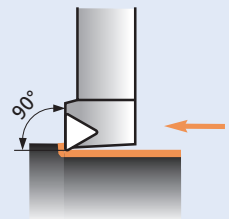
Seite • Page 36-37

CTFN L / R
PTFN L / R



Seite • Page 38

CTGN L / R
PTGN L / R



Seite • Page 39

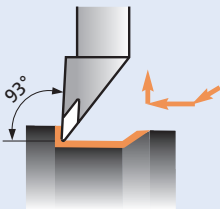
Inhaltsverzeichnis Drehwerkzeuge

Contents tools for turning

Table des matières porte-outils pour le tournage

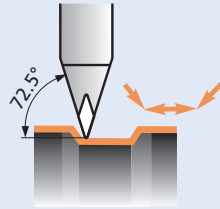
IKS-Drehwerkzeuge • IKS Tools for turning • Porte-outils IKS pour le tournage

CVJN L / R
PVJN L / R



Seite • Page 40

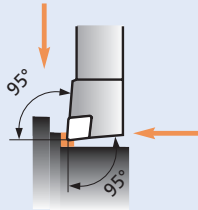
CVVN N
PVVN N



Seite • Page 41

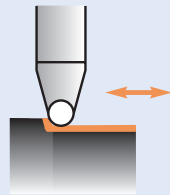
Drehwerkzeuge • Tools for turning • Porte-outils pour le tournage

CCLN L / R



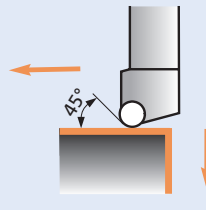
Seite • Page 42

CRDN L / R



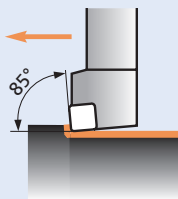
Seite • Page 43

CRSN L / R



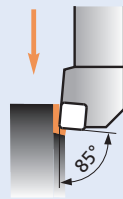
Seite • Page 44

CSXN L / R



Seite • Page 45

CSYN L / R

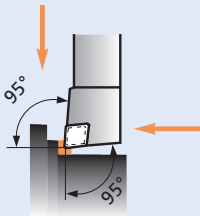


Seite • Page 46

Inhaltsverzeichnis Drehwerkzeuge Contents tools for turning Table des matières porte-outils pour le tournage

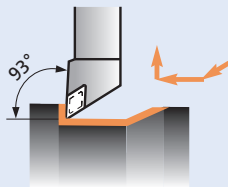
IKS-Drehwerkzeuge positiv • IKS Tools positiv for turning • Porte-outils positifs IKS pour le tournage

CCLC L / R



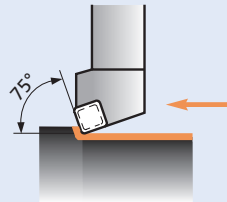
Seite • Page **48**

CDJC L / R



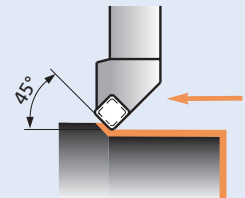
Seite • Page **49**

CSRC L / R



Seite • Page **50**

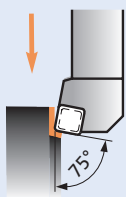
CSSN L / R



Seite • Page **51**

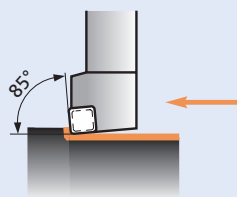
Drehwerkzeuge positiv • Tools positiv for turning • Porte-outils positifs pour le tournage

CSKCL / R



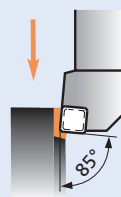
Seite • Page **52**

CSXC L / R



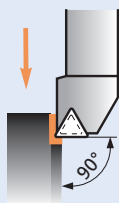
Seite • Page **53**

CSYC L / R



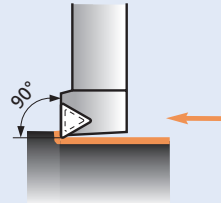
Seite • Page **54-55**

CTFC L / R



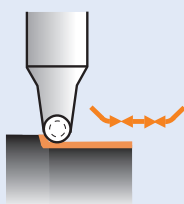
Seite • Page **56**

CTGC L / R



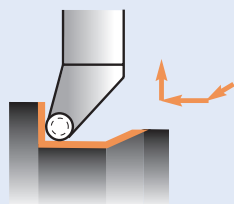
Seite • Page **57**

CRDC N



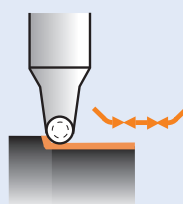
Seite • Page **58-59**

CRGC L / R



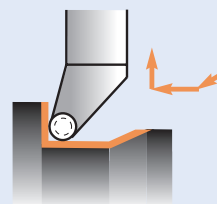
Seite • Page **60**

CRXB N



Seite • Page **61-62**

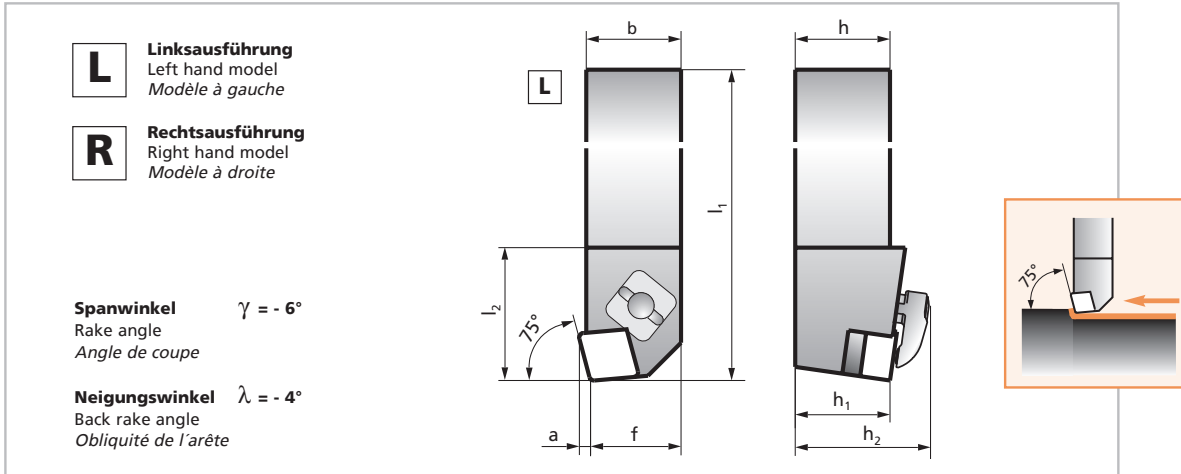
CRGB L / R



Seite • Page **63**

IKS-Drehwerkzeuge

IKS Tools for turning
Porte-outils IKS pour le tournage












SPK-Schneidplatte SPK Insert Plaquette SPK	ISO	SPK-Bestellnummer SPK ref. no. N° de réf. SPK	Ersatzteile • Spare parts • Pièces de rechange			
CN . N 12 04 .. 	CCBN L 2525 M 12 - IC 4	711.24.040.04	70.91.15.017.0	70.91.22.015.0		
	CCBN R 2525 M 12 - IC 4	711.23.040.04	70.91.15.016.0	70.91.22.015.0		
	CCBN L 3225 P 12 - IC 4	711.24.037.04	70.91.15.017.0	70.91.22.015.0		
	CCBN R 3225 P 12 - IC 4	711.23.037.04	70.91.15.016.0	70.91.22.015.0		
	CCBN L 2525 M 12 - ID 4	711.24.040.02	70.91.15.005.0	70.91.22.015.0		
	CCBN R 2525 M 12 - ID 4	711.23.040.02	70.91.15.005.0	70.91.22.015.0		
	CCBN L 3225 P 12 - ID 4	711.24.037.02	70.91.15.005.0	70.91.22.015.0		
	CCBN R 3225 P 12 - ID 4	711.23.037.02	70.91.15.005.0	70.91.22.015.0		
	CN . N 12 07 .. 	CCBN L 2525 M 12 - IC 7	711.24.040.03	70.91.15.017.0	70.91.22.014.0	
		CCBN R 2525 M 12 - IC 7	711.23.040.03	70.91.15.016.0	70.91.22.014.0	
		CCBN L 3225 P 12 - IC 7	711.24.037.03	70.91.15.017.0	70.91.22.014.0	
		CCBN R 3225 P 12 - IC 7	711.23.037.03	70.91.15.016.0	70.91.22.014.0	
		CCBN L 2525 M 12 - ID 7	711.24.040.01	70.91.15.005.0	70.91.22.014.0	
		CCBN R 2525 M 12 - ID 7	711.23.040.01	70.91.15.005.0	70.91.22.014.0	
CCBN L 3225 P 12 - ID 7		711.24.037.01	70.91.15.005.0	70.91.22.014.0		
CCBN R 3225 P 12 - ID 7		711.23.037.01	70.91.15.005.0	70.91.22.014.0		
IKS - PRO CN . X 12 04 .. CN . X 12 07 .. 	CCBN L 2525 M 12 - IK 4	711.24.040.29	70.91.11.718.6	70.91.22.015.0		
	CCBN R 2525 M 12 - IK 4	711.23.040.29	70.91.11.718.6	70.91.22.015.0		
	CCBN L 3225 P 12 - IK 4	711.24.037.29	70.91.11.718.6	70.91.22.015.0		
	CCBN R 3225 P 12 - IK 4	711.23.037.29	70.91.11.718.6	70.91.22.015.0		
	CCBN L 2525 M 12 - IK 7	711.24.040.25	70.91.11.718.6	70.91.22.014.0		
	CCBN R 2525 M 12 - IK 7	711.23.040.25	70.91.11.718.6	70.91.22.014.0		
	CCBN L 3225 P 12 - IK 7	711.24.037.25	70.91.11.718.6	70.91.22.014.0		
	CCBN R 3225 P 12 - IK 7	711.23.037.25	70.91.11.718.6	70.91.22.014.0		
CN . X 12 07 .. 	CCBN L 2525 M 12 - IX 7	711.24.040.05	70.91.11.371.0	70.91.22.014.0		
	CCBN R 2525 M 12 - IX 7	711.23.040.05	70.91.11.371.0	70.91.22.014.0		
	CCBN L 3225 P 12 - IX 7	711.24.037.05	70.91.11.371.0	70.91.22.014.0		
	CCBN R 3225 P 12 - IX 7	711.23.037.05	70.91.11.371.0	70.91.22.014.0		
CN . A 12 04 .. 	PCBN L 2525 M 12 - IP 4	711.24.040.08	70.91.15.005.0	70.91.26.009.6		
	PCBN R 2525 M 12 - IP 4	711.23.040.08	70.91.15.005.0	70.91.26.009.6		
	PCBN L 3225 P 12 - IP 4	711.24.037.08	70.91.15.005.0	70.91.26.009.6		
	PCBN R 3225 P 12 - IP 4	711.23.037.08	70.91.15.005.0	70.91.26.009.6		

CCBN □ 2525 CCBN □ 3225
PCBN □ 2525 PCBN □ 3225

SPK-Schneidplatte SPK insert Plaquette SPK	Schaft Shank Corps	Abmessungen • Dimensions • Dimensions (mm)							
		h=h ₁	b	l ₁	l ₂	f	h ₂	a	D _{min}
CN . . 12 . . .	2525	25	25	150	32	22	40	3,10	260
	3225	32	25	170	32	22	47	3,10	330
CN . . 16 . . .	2525	25	25	150	35	27	40	3,82	300
	3225	32	25	170	35	27	47	3,82	350

Schnittdatenempfehlungen • Cutting data recommendations • *Recommandations de conditions de coupe*

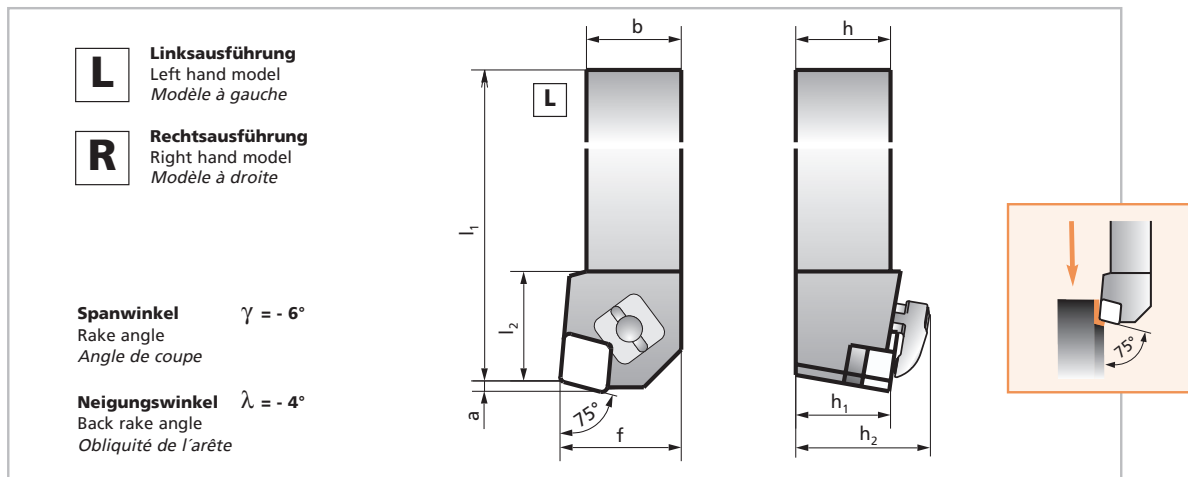
Keramik • Ceramic • Céramique  16 - 21 **Cermet** • Cermet • Cermet  59 - 67 **WURBON®** • WURBON® • WURBON®  85 - 89

SPK-Schneidplatte SPK Insert Plaquette SPK	ISO	SPK-Bestellnummer SPK ref. no. N° de réf. SPK	Ersatzteile • Spare parts • Pièces de rechange		
					
	CN . N 16 04 ..	CCBN L 2525 M 16 - IC 4	711.24.023.04	70.91.15.004.0	70.91.22.017.0
		CCBN R 2525 M 16 - IC 4	711.23.023.04	70.91.15.003.0	70.91.22.017.0
		CCBN L 3225 P 16 - IC 4	711.24.024.04	70.91.15.004.0	70.91.22.017.0
		CCBN R 3225 P 16 - IC 4	711.23.024.04	70.91.15.003.0	70.91.22.017.0
		CCBN L 2525 M 16 - ID 4	711.24.023.02	70.91.15.005.0	70.91.22.017.0
		CCBN R 2525 M 16 - ID 4	711.23.023.02	70.91.15.005.0	70.91.22.017.0
		CCBN L 3225 P 16 - ID 4	711.24.024.02	70.91.15.005.0	70.91.22.017.0
		CCBN R 3225 P 16 - ID 4	711.23.024.02	70.91.15.005.0	70.91.22.017.0
			CN . N 16 07 ..	CCBN L 2525 M 16 - IC 7	711.24.023.03
CCBN R 2525 M 16 - IC 7	711.23.023.03			70.91.15.003.0	70.91.22.016.0
CCBN L 3225 P 16 - IC 7	711.24.024.03			70.91.15.004.0	70.91.22.016.0
CCBN R 3225 P 16 - IC 7	711.23.024.03			70.91.15.003.0	70.91.22.016.0
CCBN L 2525 M 16 - ID 7	711.24.023.01			70.91.15.005.0	70.91.22.016.0
CCBN R 2525 M 16 - ID 7	711.23.023.01			70.91.15.005.0	70.91.22.016.0
CCBN L 3225 P 16 - ID 7	711.24.024.01			70.91.15.005.0	70.91.22.016.0
CCBN R 3225 P 16 - ID 7	711.23.024.01			70.91.15.005.0	70.91.22.016.0
IKS - PRO 	CN . X 16 07 ..			CCBN L 2525 M 16 - IK 7	711.24.023.25
		CCBN R 2525 M 16 - IK 7	711.23.023.25	70.91.11.718.6	70.91.22.016.0
		CCBN L 3225 P 16 - IK 7	711.24.024.25	70.91.11.718.6	70.91.22.016.0
		CCBN R 3225 P 16 - IK 7	711.23.024.25	70.91.11.718.6	70.91.22.016.0
	CN . X 16 07 ..	CCBN L 2525 M 16 - IX 7	711.24.023.05	70.91.11.316.0	70.91.22.016.0
		CCBN R 2525 M 16 - IX 7	711.23.023.05	70.91.11.316.0	70.91.22.016.0
		CCBN L 3225 P 16 - IX 7	711.24.024.05	70.91.11.316.0	70.91.22.016.0
		CCBN R 3225 P 16 - IX 7	711.23.024.05	70.91.11.316.0	70.91.22.016.0

Inhaltsverzeichnis Drehwerkzeuge

Contents tools for turning

Table des matières porte-outils pour le tournage



SPK- Schneidplatte SPK Insert Plaque SPK	ISO	SPK- Bestellnummer SPK ref. no. N° de réf. SPK	Ersatzteile • Spare parts • Pièces de rechange			
CN . N 12 04 .. CN . N 12 07 .. 	CCKN L 2525 M 12 - IC 4 CCKN R 2525 M 12 - IC 4 CCKN L 3225 P 12 - IC 4 CCKN R 3225 P 12 - IC 4 CCKN L 2525 M 12 - ID 4 CCKN R 2525 M 12 - ID 4 CCKN L 3225 P 12 - ID 4 CCKN R 3225 P 12 - ID 4	711.24.025.04	70.91.15.017.0	70.91.22.015.0		
		711.23.025.04	70.91.15.016.0	70.91.22.015.0		
		711.24.026.04	70.91.15.017.0	70.91.22.015.0		
		711.23.026.04	70.91.15.016.0	70.91.22.015.0		
		711.24.025.02	70.91.15.005.0	70.91.22.015.0		
		711.23.025.02	70.91.15.005.0	70.91.22.015.0		
		711.24.026.02	70.91.15.005.0	70.91.22.015.0		
		711.23.026.02	70.91.15.005.0	70.91.22.015.0		
	CCKN L 2525 M 12 - IC 7 CCKN R 2525 M 12 - IC 7 CCKN L 3225 P 12 - IC 7 CCKN R 3225 P 12 - IC 7 CCKN L 2525 M 12 - ID 7 CCKN R 2525 M 12 - ID 7 CCKN L 3225 P 12 - ID 7 CCKN R 3225 P 12 - ID 7	711.24.025.03	70.91.15.017.0	70.91.22.014.0		
		711.23.025.03	70.91.15.016.0	70.91.22.014.0		
		711.24.026.03	70.91.15.017.0	70.91.22.014.0		
		711.23.026.03	70.91.15.016.0	70.91.22.014.0		
		711.24.025.01	70.91.15.005.0	70.91.22.014.0		
		711.23.025.01	70.91.15.005.0	70.91.22.014.0		
IKS - PRO CN . X 12 04 .. CN . X 12 07 .. 	CCKN L 2525 M 12 - IK 4 CCKN R 2525 M 12 - IK 4 CCKN L 3225 P 12 - IK 4 CCKN R 3225 P 12 - IK 4	711.24.025.29	70.91.11.718.6	70.91.22.015.0		
		711.23.025.29	70.91.11.718.6	70.91.22.015.0		
		711.24.026.29	70.91.11.718.6	70.91.22.015.0		
		711.23.026.29	70.91.11.718.6	70.91.22.015.0		
	CCKN L 2525 M 12 - IK 7 CCKN R 2525 M 12 - IK 7 CCKN L 3225 P 12 - IK 7 CCKN R 3225 P 12 - IK 7	711.24.025.25	70.91.11.718.6	70.91.22.014.0		
		711.23.025.25	70.91.11.718.6	70.91.22.014.0		
		711.24.026.25	70.91.11.718.6	70.91.22.014.0		
		711.23.026.25	70.91.11.718.6	70.91.22.014.0		
		CCKN L 2525 M 12 - IX 7 CCKN R 2525 M 12 - IX 7 CCKN L 3225 P 12 - IX 7 CCKN R 3225 P 12 - IX 7	711.24.025.05	70.91.11.371.0	70.91.22.014.0	
			711.23.025.05	70.91.11.371.0	70.91.22.014.0	
711.24.026.05	70.91.11.371.0		70.91.22.014.0			
711.23.026.05	70.91.11.371.0		70.91.22.014.0			
CN . A 12 04 .. 	PCKN L 2525 M 12 - IP 4 PCKN R 2525 M 12 - IP 4 PCKN L 3225 P 12 - IP 4 PCKN R 3225 P 12 - IP 4	711.24.025.08	70.91.15.005.0	70.91.26.009.6		
		711.23.025.08	70.91.15.005.0	70.91.26.009.6		
		711.24.026.08	70.91.15.005.0	70.91.26.009.6		
		711.23.026.08	70.91.15.005.0	70.91.26.009.6		




Inhaltsverzeichnis Drehwerkzeuge







Contents tools for turning

Table des matières porte-outils pour le tournage

SPK-Schneidplatte SPK insert Plaquette SPK	Schaft Shank Corps	Abmessungen • Dimensions • Dimensions (mm)							
		h=h ₁	b	l ₁	l ₂	f	h ₂	a	D _{min}
CN .. 12	2525	25	25	150	29	32	40	3,10	400
	3225	32	25	170	29	32	47	3,10	450
CN .. 16	2525	25	25	150	27	32	40	3,82	400
	3225	32	25	170	27	32	47	3,82	450

Schnittdatenempfehlungen • Cutting data recommendations • Recommandations de conditions de coupe

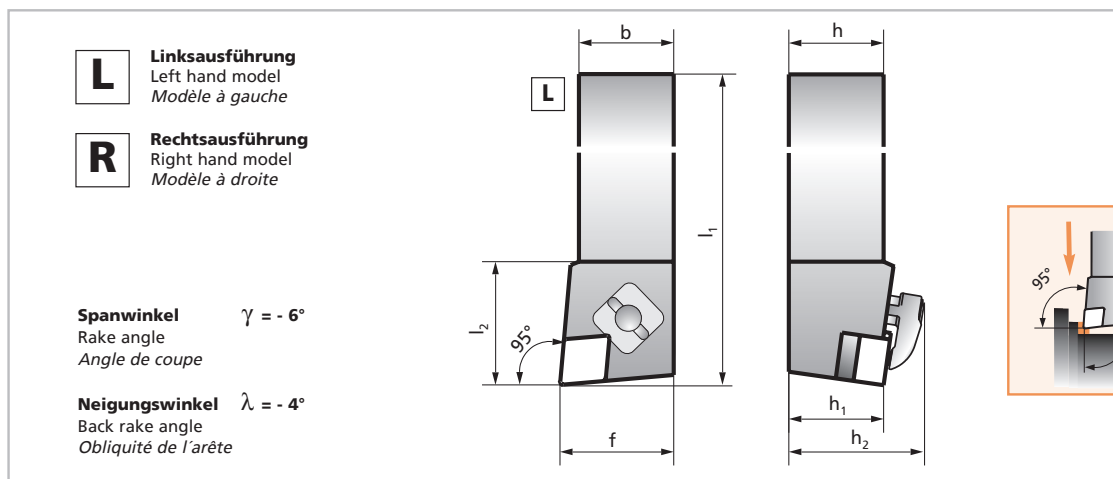
Keramik • Ceramic • Céramique  **16 - 21** **Cermet • Cermet • Cermet**  **59 - 67** **WURBON® • WURBON® • WURBON®**  **85 - 89**










SPK-Schneidplatte SPK Insert Plaquette SPK	ISO	SPK-Bestellnummer SPK ref. no. N° de réf. SPK	Ersatzteile • Spare parts • Pièces de rechange		
					
CN . N 16 04 .. 	CCKN L 2525 M 16 - IC 4	711.24.029.04	70.91.15.004.0	70.91.22.017.0	
		711.23.029.04	70.91.15.003.0	70.91.22.017.0	
		711.24.030.04	70.91.15.004.0	70.91.22.017.0	
		711.23.030.04	70.91.15.003.0	70.91.22.017.0	
		711.24.029.02	70.91.15.005.0	70.91.22.017.0	
		711.23.029.02	70.91.15.005.0	70.91.22.017.0	
		711.24.030.02	70.91.15.005.0	70.91.22.017.0	
		711.23.030.02	70.91.15.005.0	70.91.22.017.0	
CN . N 16 07 .. 	CCKN L 2525 M 16 - IC 7	711.24.029.03	70.91.15.004.0	70.91.22.016.0	
		711.23.029.03	70.91.15.003.0	70.91.22.016.0	
		711.24.030.03	70.91.15.004.0	70.91.22.016.0	
		711.23.030.03	70.91.15.003.0	70.91.22.016.0	
		711.24.029.01	70.91.15.005.0	70.91.22.016.0	
		711.23.029.01	70.91.15.005.0	70.91.22.016.0	
		711.24.030.01	70.91.15.005.0	70.91.22.016.0	
		711.23.030.01	70.91.15.005.0	70.91.22.016.0	
IKS - PRO CN . X 16 07 .. 	CCKN L 2525 M 16 - IK 7	711.24.029.25	70.91.11.718.6	70.91.22.016.0	
		711.23.029.25	70.91.11.718.6	70.91.22.016.0	
		711.24.030.25	70.91.11.718.6	70.91.22.016.0	
		711.23.030.25	70.91.11.718.6	70.91.22.016.0	
CN . X 16 07 .. 	CCKN L 2525 M 16 - IX 7	711.24.029.05	70.91.11.316.0	70.91.22.016.0	
		711.23.029.05	70.91.11.316.0	70.91.22.016.0	
		711.24.030.05	70.91.11.316.0	70.91.22.016.0	
		711.23.030.05	70.91.11.316.0	70.91.22.016.0	

IKS-Drehwerkzeuge

IKS Tools for turning

Porte-outils IKS pour le tournage



SPK- Schneidplatte SPK Insert Plaquette SPK	ISO	SPK- Bestellnummer SPK ref. no. N° de réf. SPK	Ersatzteile • Spare parts • Pièces de rechange		
					
CN . N 12 04 ..  CN . N 12 07 .. 	CCLN L 2525 M 12 - IC 4 CCLN R 2525 M 12 - IC 4 CCLN L 3225 P 12 - IC 4 CCLN R 3225 P 12 - IC 4 CCLN L 2525 M 12 - ID 4 CCLN R 2525 M 12 - ID 4 CCLN L 3225 P 12 - ID 4 CCLN R 3225 P 12 - ID 4	711.24.001.04	70.91.15.002.0	70.91.22.015.0	
		711.23.001.04	70.91.15.002.0	70.91.22.015.0	
		711.24.002.04	70.91.15.002.0	70.91.22.015.0	
		711.23.002.04	70.91.15.002.0	70.91.22.015.0	
		711.24.001.02	70.91.15.005.0	70.91.22.015.0	
		711.23.001.02	70.91.15.005.0	70.91.22.015.0	
		711.24.002.02	70.91.15.005.0	70.91.22.015.0	
		711.23.002.02	70.91.15.005.0	70.91.22.015.0	
	CCLN L 2525 M 12 - IC 7 CCLN R 2525 M 12 - IC 7 CCLN L 3225 P 12 - IC 7 CCLN R 3225 P 12 - IC 7 CCLN L 2525 M 12 - ID 7 CCLN R 2525 M 12 - ID 7 CCLN L 3225 P 12 - ID 7 CCLN R 3225 P 12 - ID 7	711.24.001.03	70.91.15.002.0	70.91.22.014.0	
		711.23.001.03	70.91.15.002.0	70.91.22.014.0	
		711.24.002.03	70.91.15.002.0	70.91.22.014.0	
		711.23.002.03	70.91.15.002.0	70.91.22.014.0	
		711.24.001.01	70.91.15.005.0	70.91.22.014.0	
		711.23.001.01	70.91.15.005.0	70.91.22.014.0	
IKS - PRO CN . X 12 04 ..  CN . X 12 07 .. 	CCLN L 2525 M 12 - IK 4 CCLN R 2525 M 12 - IK 4 CCLN L 3225 P 12 - IK 4 CCLN R 3225 P 12 - IK 4	711.24.001.29	70.91.11.716.6	70.91.22.015.0	
		711.23.001.29	70.91.11.716.6	70.91.22.015.0	
		711.24.002.29	70.91.11.716.6	70.91.22.015.0	
		711.23.002.29	70.91.11.716.6	70.91.22.015.0	
	CCLN L 2525 M 12 - IK 7 CCLN R 2525 M 12 - IK 7 CCLN L 3225 P 12 - IK 7 CCLN R 3225 P 12 - IK 7	711.24.001.25	70.91.11.716.6	70.91.22.014.0	
		711.23.001.25	70.91.11.716.6	70.91.22.014.0	
		711.24.002.25	70.91.11.716.6	70.91.22.014.0	
		711.23.002.25	70.91.11.716.6	70.91.22.014.0	
CN . X 12 07 .. 	CCLN L 2525 M 12 - IX 7 CCLN R 2525 M 12 - IX 7 CCLN L 3225 P 12 - IX 7 CCLN R 3225 P 12 - IX 7	711.24.001.05	70.91.11.316.0	70.91.22.014.0	
		711.23.001.05	70.91.11.316.0	70.91.22.014.0	
		711.24.002.05	70.91.11.316.0	70.91.22.014.0	
		711.23.002.05	70.91.11.316.0	70.91.22.014.0	
CN . A 12 04 .. 	PCLN L 2525 M 12 - IP 4 PCLN R 2525 M 12 - IP 4 PCLN L 3225 P 12 - IP 4 PCLN R 3225 P 12 - IP 4	711.24.001.08	70.91.15.005.0	70.91.26.009.6	
		711.23.001.08	70.91.15.005.0	70.91.26.009.6	
		711.24.002.08	70.91.15.005.0	70.91.26.009.6	
		711.23.002.08	70.91.15.005.0	70.91.26.009.6	








CCLN □ 2525
PCLN □ 2525

CCLN □ 3225
PCLN □ 3225

SPK-Schneidplatte SPK insert Plaquette SPK	Schaft Shank Corps	Abmessungen • Dimensions • Dimensions (mm)						
		h=h ₁	b	l ₁	l ₂	f	h ₂	D _{min}
CN .. 12	2525	25	25	150	35	32	40	350
	3225	32	25	170	35	32	47	400
CN .. 16	2525	25	25	150	35	32	40	350
	3225	32	25	170	35	32	47	400

Schnittdatenempfehlungen • Cutting data recommendations • *Recommandations de conditions de coupe*

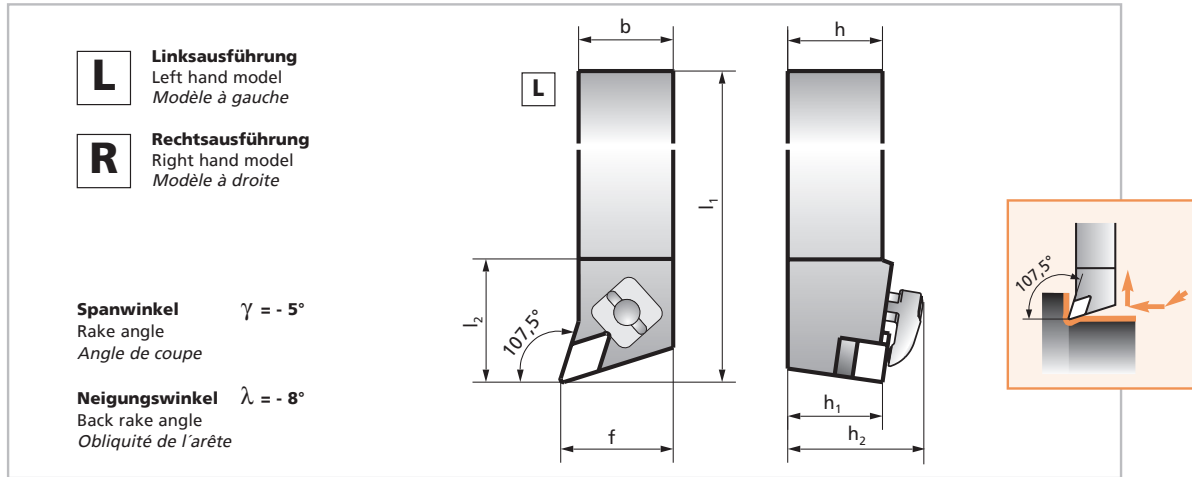
Keramik • Ceramic • *Céramique* 📄 16 - 21 **Cermet** • Cermet • *Cermet* 📄 59 - 67 **WURBON®** • WURBON® • *WURBON®* 📄 85 - 89






SPK-Schneidplatte SPK Insert Plaquette SPK	ISO	SPK-Bestellnummer SPK ref. no. N° de réf. SPK	Ersatzteile • Spare parts • <i>Pièces de rechange</i>		
					
CN . N 16 04 .. 	CCLN L 2525 M 16 - IC 4	711.24.009.04	70.91.15.006.0	70.91.22.017.0	
	CCLN R 2525 M 16 - IC 4	711.23.009.04	70.91.15.006.0	70.91.22.017.0	
	CCLN L 3225 P 16 - IC 4	711.24.010.04	70.91.15.006.0	70.91.22.017.0	
	CCLN R 3225 P 16 - IC 4	711.23.010.04	70.91.15.006.0	70.91.22.017.0	
	CCLN L 2525 M 16 - ID 4	711.24.009.02	70.91.15.005.0	70.91.22.017.0	
	CCLN R 2525 M 16 - ID 4	711.23.009.02	70.91.15.005.0	70.91.22.017.0	
	CCLN L 3225 P 16 - ID 4	711.24.010.02	70.91.15.005.0	70.91.22.017.0	
	CCLN R 3225 P 16 - ID 4	711.23.010.02	70.91.15.005.0	70.91.22.017.0	
CN . N 16 07 .. 	CCLN L 2525 M 16 - IC 7	711.24.009.03	70.91.15.006.0	70.91.22.016.0	
	CCLN R 2525 M 16 - IC 7	711.23.009.03	70.91.15.006.0	70.91.22.016.0	
	CCLN L 3225 P 16 - IC 7	711.24.010.03	70.91.15.006.0	70.91.22.016.0	
	CCLN R 3225 P 16 - IC 7	711.23.010.03	70.91.15.006.0	70.91.22.016.0	
	CCLN L 2525 M 16 - ID 7	711.24.009.01	70.91.15.005.0	70.91.22.016.0	
	CCLN R 2525 M 16 - ID 7	711.23.009.01	70.91.15.005.0	70.91.22.016.0	
	CCLN L 3225 P 16 - ID 7	711.24.010.01	70.91.15.005.0	70.91.22.016.0	
	CCLN R 3225 P 16 - ID 7	711.23.010.01	70.91.15.005.0	70.91.22.016.0	
IKS - PRO CN . X 16 07 .. 	CCLN L 2525 M 16 - IK 7	711.24.009.25	70.91.11.721.6	70.91.22.016.0	
	CCLN R 2525 M 16 - IK 7	711.23.009.25	70.91.11.721.6	70.91.22.016.0	
	CCLN L 3225 P 16 - IK 7	711.24.010.25	70.91.11.721.6	70.91.22.016.0	
	CCLN R 3225 P 16 - IK 7	711.23.010.25	70.91.11.721.6	70.91.22.016.0	
CN . X 16 07 .. 	CCLN L 2525 M 16 - IX 7	711.24.009.05	70.91.11.332.0	70.91.22.016.0	
	CCLN R 2525 M 16 - IX 7	711.23.009.05	70.91.11.332.0	70.91.22.016.0	
	CCLN L 3225 P 16 - IX 7	711.24.010.05	70.91.11.332.0	70.91.22.016.0	
	CCLN R 3225 P 16 - IX 7	711.23.010.05	70.91.11.332.0	70.91.22.016.0	

IKS-Drehwerkzeuge

IKS Tools for turning

Porte-outils IKS pour le tournage











SPK- Schneidplatte SPK Insert Plaque SPK	ISO	SPK- Bestellnummer SPK ref. no. N° de réf. SPK	Ersatzteile • Spare parts • Pièces de rechange	
				
DN . N 12 04 .. 	CDHN L 2525 M 12 - IC 4	711.24.019.04	70.91.15.014.0	70.91.22.019.0
	CDHN R 2525 M 12 - IC 4	711.23.019.04	70.91.15.013.0	70.91.22.019.0
	CDHN L 3225 P 12 - IC 4	711.24.020.04	70.91.15.014.0	70.91.22.019.0
	CDHN R 3225 P 12 - IC 4	711.23.020.04	70.91.15.013.0	70.91.22.019.0
	CDHN L 2525 M 12 - ID 4	711.24.019.02	70.91.15.001.0	70.91.22.019.0
	CDHN R 2525 M 12 - ID 4	711.23.019.02	70.91.15.001.0	70.91.22.019.0
	CDHN L 3225 P 12 - ID 4	711.24.020.02	70.91.15.001.0	70.91.22.019.0
	CDHN R 3225 P 12 - ID 4	711.23.020.02	70.91.15.001.0	70.91.22.019.0
DN . N 12 07 .. 	CDHN L 2525 M 12 - IC 7	711.24.019.03	70.91.15.014.0	70.91.22.018.0
	CDHN R 2525 M 12 - IC 7	711.23.019.03	70.91.15.013.0	70.91.22.018.0
	CDHN L 3225 P 12 - IC 7	711.24.020.03	70.91.15.014.0	70.91.22.018.0
	CDHN R 3225 P 12 - IC 7	711.23.020.03	70.91.15.013.0	70.91.22.018.0
	CDHN L 2525 M 12 - ID 7	711.24.019.01	70.91.15.001.0	70.91.22.018.0
	CDHN R 2525 M 12 - ID 7	711.23.019.01	70.91.15.001.0	70.91.22.018.0
	CDHN L 3225 P 12 - ID 7	711.24.020.01	70.91.15.001.0	70.91.22.018.0
	CDHN R 3225 P 12 - ID 7	711.23.020.01	70.91.15.001.0	70.91.22.018.0
DN . X 12 07 .. 	CDHN L 2525 M 12 - IX 7	711.24.019.05	70.91.11.316.0	70.91.22.018.0
	CDHN R 2525 M 12 - IX 7	711.23.019.05	70.91.11.316.0	70.91.22.018.0
	CDHN L 3225 P 12 - IX 7	711.24.020.05	70.91.11.316.0	70.91.22.018.0
	CDHN R 3225 P 12 - IX 7	711.23.020.05	70.91.11.316.0	70.91.22.018.0

CDHN □ 2525 CDHN □ 3225
 PDHN □ 2525 PDHN □ 3225

SPK-Schneidplatte SPK insert Plaquette SPK	Schaft Shank Corps	Abmessungen • Dimensions • Dimensions (mm)						
		h=h ₁	b	l ₁	l ₂	f	h ₂	D _{min}
DN .. 12	2525	25	25	150	30	32	40	350
	3225	32	25	170	30	32	47	400
DN .. 15	2525	25	25	150	33	32	40	350
	3225	32	25	170	33	32	47	400

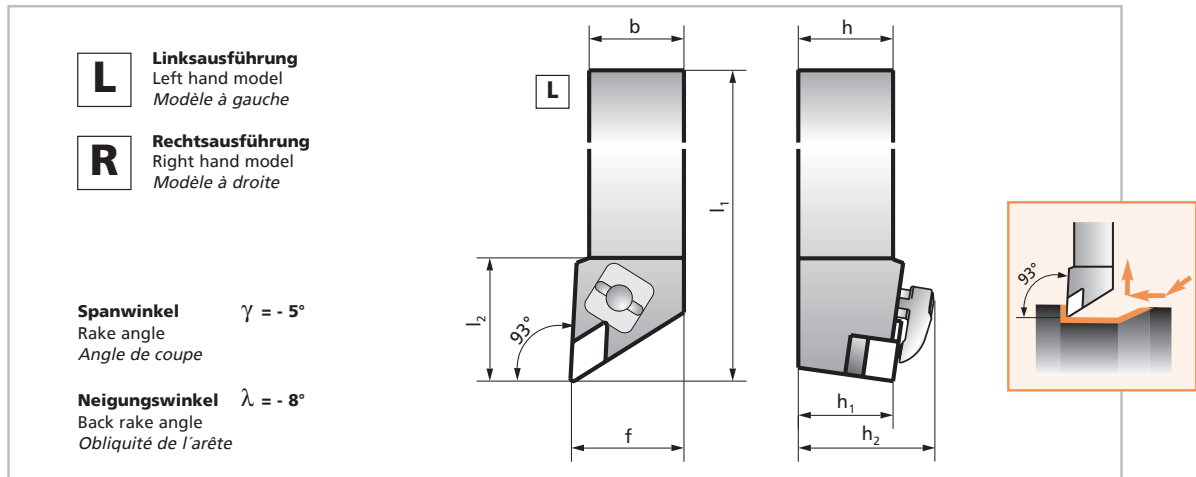
Schnittdatenempfehlungen • Cutting data recommendations • *Recommandations de conditions de coupe*






Keramik • Ceramic • *Céramique* 📄 16 - 21 **Cermet** • Cermet • *Cermet* 📄 59 - 67 **WURBON®** • WURBON® • *WURBON®* 📄 85 - 89

SPK- Schneidplatte SPK Insert Plaquette SPK	ISO	SPK- Bestellnummer SPK ref. no. N° de réf. SPK	Ersatzteile • Spare parts • <i>Pièces de rechange</i>		
					
DN . N 15 07 .. 	CDHN L 2525 M 15 - IC 7 CDHN R 2525 M 15 - IC 7 CDHN L 3225 P 15 - IC 7 CDHN R 3225 P 15 - IC 7 CDHN L 2525 M 15 - ID 7 CDHN R 2525 M 15 - ID 7 CDHN L 3225 P 15 - ID 7 CDHN R 3225 P 15 - ID 7	711.24.021.03	70.91.15.011.0	70.91.22.020.0	
		711.23.021.03	70.91.15.010.0	70.91.22.020.0	
		711.24.022.03	70.91.15.011.0	70.91.22.020.0	
		711.23.022.03	70.91.15.010.0	70.91.22.020.0	
		711.24.021.01	70.91.15.005.0	70.91.22.020.0	
		711.23.021.01	70.91.15.005.0	70.91.22.020.0	
		711.24.022.01	70.91.15.005.0	70.91.22.020.0	
		711.23.022.01	70.91.15.005.0	70.91.22.020.0	
IKS - PRO DN . X 15 07 .. 	CDHN L 2525 M 15 - IK 7 CDHN R 2525 M 15 - IK 7 CDHN L 3225 P 15 - IK 7 CDHN R 3225 P 15 - IK 7	711.24.021.25	70.91.11.720.6	70.91.22.020.0	
		711.23.021.25	70.91.11.720.6	70.91.22.020.0	
		711.24.022.25	70.91.11.720.6	70.91.22.020.0	
		711.23.022.25	70.91.11.720.6	70.91.22.020.0	
DN . X 15 07 .. 	CDHN L 2525 M 15 - IX 7 CDHN R 2525 M 15 - IX 7 CDHN L 3225 P 15 - IX 7 CDHN R 3225 P 15 - IX 7	711.24.021.05	70.91.11.332.0	70.91.22.020.0	
		711.23.021.05	70.91.11.332.0	70.91.22.020.0	
		711.24.022.05	70.91.11.332.0	70.91.22.020.0	
		711.23.022.05	70.91.11.332.0	70.91.22.020.0	
DN . A 15 04 .. 	PDHN L 2525 M 15 - IP 4 PDHN R 2525 M 15 - IP 4 PDHN L 3225 P 15 - IP 4 PDHN R 3225 P 15 - IP 4	711.24.021.08	70.91.15.005.0		70.91.26.012.6
		711.23.021.08	70.91.15.005.0		70.91.26.012.6
		711.24.022.08	70.91.15.005.0		70.91.26.012.6
		711.23.022.08	70.91.15.005.0		70.91.26.012.6
DN . A 15 06 .. 	PDHN L 2525 M 15 - IP 6 PDHN R 2525 M 15 - IP 6 PDHN L 3225 P 15 - IP 6 PDHN R 3225 P 15 - IP 6	711.24.021.06	70.91.15.005.0		70.91.26.050.6
		711.23.021.06	70.91.15.005.0		70.91.26.050.6
		711.24.022.06	70.91.15.005.0		70.91.26.050.6
		711.23.022.06	70.91.15.005.0		70.91.26.050.6

IKS-Drehwerkzeuge

IKS Tools for turning
Porte-outils IKS pour le tournage











SPK- Schneidplatte SPK Insert Plaque SPK	ISO	SPK- Bestellnummer SPK ref. no. N° de réf. SPK	Ersatzteile • Spare parts • Pièces de rechange	
				
DN . N 12 04 .. 	CDJN L 2525 M 12 - IC 4	711.24.013.04	70.91.15.014.0	70.91.22.019.0
	CDJN R 2525 M 12 - IC 4	711.23.013.04	70.91.15.013.0	70.91.22.019.0
	CDJN L 3225 P 12 - IC 4	711.24.014.04	70.91.15.014.0	70.91.22.019.0
	CDJN R 3225 P 12 - IC 4	711.23.014.04	70.91.15.013.0	70.91.22.019.0
	CDJN L 2525 M 12 - ID 4	711.24.013.02	70.91.15.001.0	70.91.22.019.0
	CDJN R 2525 M 12 - ID 4	711.23.013.02	70.91.15.001.0	70.91.22.019.0
	CDJN L 3225 P 12 - ID 4	711.24.014.02	70.91.15.001.0	70.91.22.019.0
	CDJN R 3225 P 12 - ID 4	711.23.014.02	70.91.15.001.0	70.91.22.019.0
DN . N 12 07 .. 	CDJN L 2525 M 12 - IC 7	711.24.013.03	70.91.15.014.0	70.91.22.018.0
	CDJN R 2525 M 12 - IC 7	711.23.013.03	70.91.15.013.0	70.91.22.018.0
	CDJN L 3225 P 12 - IC 7	711.24.014.03	70.91.15.014.0	70.91.22.018.0
	CDJN R 3225 P 12 - IC 7	711.23.014.03	70.91.15.013.0	70.91.22.018.0
	CDJN L 2525 M 12 - ID 7	711.24.013.01	70.91.15.001.0	70.91.22.018.0
	CDJN R 2525 M 12 - ID 7	711.23.013.01	70.91.15.001.0	70.91.22.018.0
	CDJN L 3225 P 12 - ID 7	711.24.014.01	70.91.15.001.0	70.91.22.018.0
	CDJN R 3225 P 12 - ID 7	711.23.014.01	70.91.15.001.0	70.91.22.018.0
DN . X 12 07 .. 	CDJN L 2525 M 12 - IX 7	711.24.013.05	70.91.11.316.0	70.91.22.018.0
	CDJN R 2525 M 12 - IX 7	711.23.013.05	70.91.11.316.0	70.91.22.018.0
	CDJN L 3225 P 12 - IX 7	711.24.014.05	70.91.11.316.0	70.91.22.018.0
	CDJN R 3225 P 12 - IX 7	711.23.014.05	70.91.11.316.0	70.91.22.018.0

CDJN □ 2525 CDJN □ 3225
 PDJN □ 2525 PDJN □ 3225

SPK-Schneidplatte SPK insert Plaquette SPK	Schaft Shank Corps	Abmessungen • Dimensions • Dimensions (mm)						
		h=h ₁	b	l ₁	l ₂	f	h ₂	D _{min}
DN .. 12	2525	25	25	150	38	32	40	350
	3225	32	25	170	38	32	47	400
DN .. 15	2525	25	25	150	38	32	40	350
	3225	32	25	170	38	32	47	400

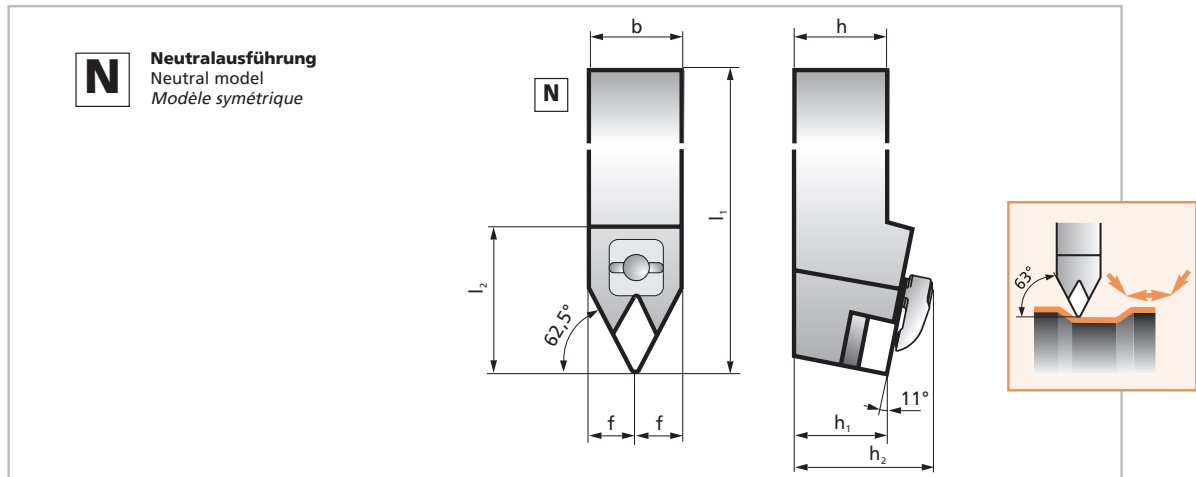
Schnittdatenempfehlungen • Cutting data recommendations • *Recommandations de conditions de coupe*






Keramik • Ceramic • *Céramique* 📄 16 - 21 **Cermet** • Cermet • *Cermet* 📄 59 - 67 **WURBON®** • WURBON® • *WURBON®* 📄 85 - 89

SPK-Schneidplatte SPK Insert Plaquette SPK	ISO	SPK-Bestellnummer SPK ref. no. N° de réf. SPK	Ersatzteile • Spare parts • <i>Pièces de rechange</i>		
					
DN . N 15 07 .. 		CDJN L 2525 M 15 - IC 7	711.24.007.03	70.91.15.011.0	70.91.22.020.0
		CDJN R 2525 M 15 - IC 7	711.23.007.03	70.91.15.010.0	70.91.22.020.0
		CDJN L 3225 P 15 - IC 7	711.24.008.03	70.91.15.011.0	70.91.22.020.0
		CDJN R 3225 P 15 - IC 7	711.23.008.03	70.91.15.010.0	70.91.22.020.0
		CDJN L 2525 M 15 - ID 7	711.24.007.01	70.91.15.005.0	70.91.22.020.0
		CDJN R 2525 M 15 - ID 7	711.23.007.01	70.91.15.005.0	70.91.22.020.0
		CDJN L 3225 P 15 - ID 7	711.24.008.01	70.91.15.005.0	70.91.22.020.0
		CDJN R 3225 P 15 - ID 7	711.23.008.01	70.91.15.005.0	70.91.22.020.0
IKS - PRO DN . X 15 07 .. 		CDJN L 2525 M 15 - IK 7	711.24.007.25	70.91.11.720.6	70.91.22.020.0
		CDJN R 2525 M 15 - IK 7	711.23.007.25	70.91.11.720.6	70.91.22.020.0
		CDJN L 3225 P 15 - IK 7	711.24.008.25	70.91.11.720.6	70.91.22.020.0
		CDJN R 3225 P 15 - IK 7	711.23.008.25	70.91.11.720.6	70.91.22.020.0
DN . X 15 07 .. 		CDJN L 2525 M 15 - IX 7	711.24.007.05	70.91.11.332.0	70.91.22.020.0
		CDJN R 2525 M 15 - IX 7	711.23.007.05	70.91.11.332.0	70.91.22.020.0
		CDJN L 3225 P 15 - IX 7	711.24.008.05	70.91.11.332.0	70.91.22.020.0
		CDJN R 3225 P 15 - IX 7	711.23.008.05	70.91.11.332.0	70.91.22.020.0
DN . A 15 04 .. 		PDJN L 2525 M 15 - IP 4	711.24.007.08	70.91.15.005.0	70.91.26.012.6
		PDJN R 2525 M 15 - IP 4	711.23.007.08	70.91.15.005.0	70.91.26.012.6
		PDJN L 3225 P 15 - IP 4	711.24.008.08	70.91.15.005.0	70.91.26.012.6
		PDJN R 3225 P 15 - IP 4	711.23.008.08	70.91.15.005.0	70.91.26.012.6
DN . A 15 06 .. 		PDJN L 2525 M 15 - IP 6	711.24.007.06	70.91.15.005.0	70.91.26.050.6
		PDJN R 2525 M 15 - IP 6	711.23.007.06	70.91.15.005.0	70.91.26.050.6
		PDJN L 3225 P 15 - IP 6	711.24.008.06	70.91.15.005.0	70.91.26.050.6
		PDJN R 3225 P 15 - IP 6	711.23.008.06	70.91.15.005.0	70.91.26.050.6

IKS-Drehwerkzeuge

IKS Tools for turning
Porte-outils IKS pour le tournage











SPK- Schneidplatte SPK Insert Plaque SPK	ISO	SPK- Bestellnummer SPK ref. no. N° de réf. SPK	Ersatzteile • Spare parts • Pièces de rechange	
				
DN . N 12 04 .. 	CDNN N 2525 M 12 - ID 4 CDNN N 3225 P 12 - ID 4	711.25.009.02 711.25.010.02	70.91.15.005.0 70.91.15.005.0	70.91.22.019.0 70.91.22.019.0
DN . N 12 07 .. 	CDNN N 2525 M 12 - ID 7 CDNN N 3225 P 12 - ID 7	711.25.009.01 711.25.010.01	70.91.15.005.0 70.91.15.005.0	70.91.22.018.0 70.91.22.018.0
DN . X 12 07 .. 	CDNN N 2525 M 12 - IX 7 CDNN N 3225 P 12 - IX 7	711.25.009.05 711.25.010.05	70.91.11.316.0 70.91.11.316.0	70.91.22.018.0 70.91.22.018.0

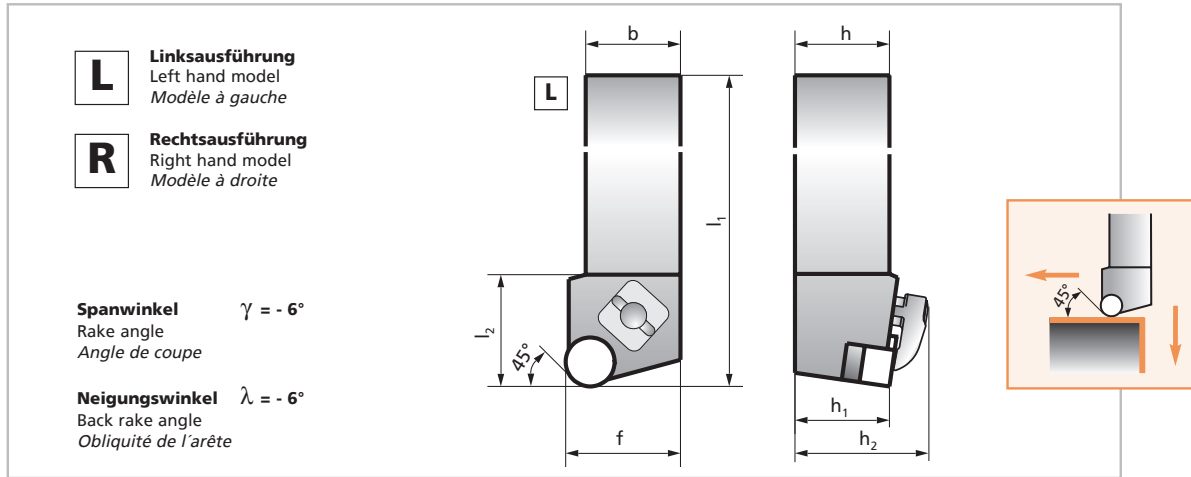
CDNN □ 2525 CDNN □ 3225
 PDNN □ 2525 PDNN □ 3225

SPK-Schneidplatte SPK insert Plaquette SPK	Schaft Shank Corps	Abmessungen • Dimensions • Dimensions (mm)						
		h=h ₁	b	l ₁	l ₂	f	h ₂	D _{min}
DN .. 12	2525	25	25	150	40	12,5	40	300
	3225	32	25	170	40	12,5	47	450
DN .. 15	2525	25	25	150	40	12,5	40	350
	3225	32	25	170	40	12,5	47	400

Schnittdatenempfehlungen • Cutting data recommendations • *Recommandations de conditions de coupe*







Keramik • Ceramic • *Céramique* 📄 16 - 21 **Cermet** • Cermet • *Cermet* 📄 59 - 67 **WURBON®** • WURBON® • *WURBON®* 📄 85 - 89

SPK- Schneidplatte SPK Insert Plaquette SPK	ISO	SPK- Bestellnummer SPK ref. no. N° de réf. SPK	Ersatzteile • Spare parts • <i>Pièces de rechange</i>		
					
DN . N 15 07 .. 	CDNN N 2525 M 15 - ID 7 CDNN N 3225 P 15 - ID 7	711.25.001.01 711.25.002.01	70.91.15.005.0 70.91.15.005.0	70.91.22.020.0 70.91.22.020.0	
IKS - PRO DN . X 1507 .. 	CDNN N 2525 M 15 - IK 7 CDNN N 3225 P 15 - IK 7	711.25.001.25 711.25.002.25	70.91.11.720.6 70.91.11.720.6	70.91.22.020.0 70.91.22.020.0	
	DN . X 1507 .. 	CDNN N 2525 M 15 - IX 7 CDNN N 3225 P 15 - IX 7	711.25.001.05 711.25.002.05	70.91.11.332.0 70.91.11.332.0	70.91.22.020.0 70.91.22.020.0
	DN . A 15 04 .. 	PDNN N 2525 M 15 - IP 4 PDNN N 3225 P 15 - IP 4	711.25.001.08 711.25.002.08	70.91.15.005.0 70.91.15.005.0	70.91.26.012.6 70.91.26.012.6
DN . A 15 06 .. 	PDNN N 2525 M 15 - IP 6 PDNN N 3225 P 15 - IP 6	711.25.001.06 711.25.002.06	70.91.15.005.0 70.91.15.005.0	70.91.26.050.6 70.91.26.050.6	



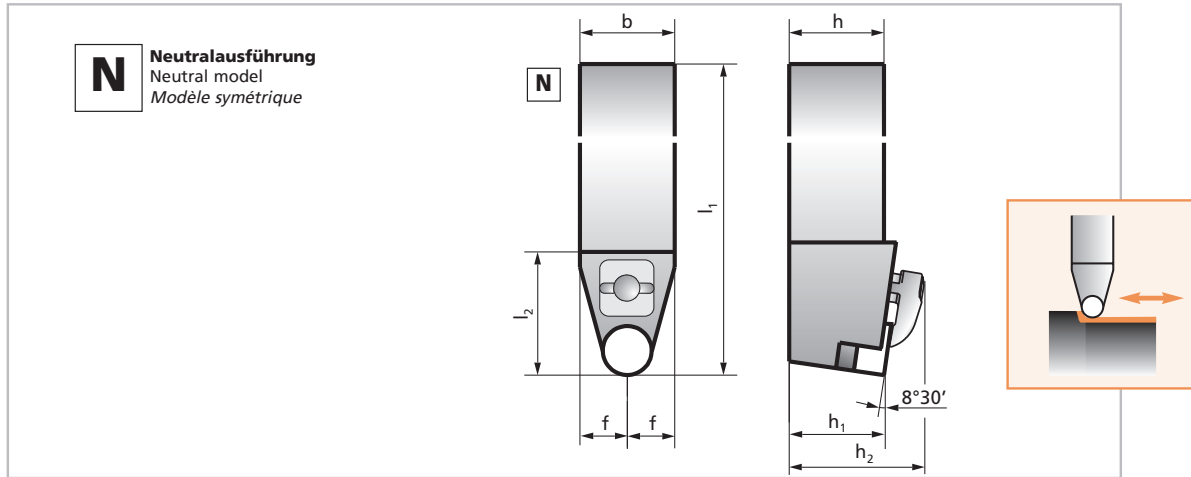
SPK-Schneidplatte SPK insert Plaquette SPK	Schaft Shank Corps	Abmessungen • Dimensions • Dimensions (mm)						
		h=h ₁	b	l ₁	l ₂	f	h ₂	D _{min}
RN .. 12	2525	25	25	150	28	32	40	400
	3225	32	25	170	28	32	47	450

Schnittdatenempfehlungen • Cutting data recommendations • *Recommandations de conditions de coupe*
Keramik • Ceramic • Céramique 16 - 21 **WURBON®** • WURBON® • WURBON® 85 - 89

SPK-Schneidplatte SPK Insert Plaquette SPK	ISO	SPK-Bestellnummer SPK ref. no. N° de réf. SPK	Ersatzteile • Spare parts • Pièces de rechange		
					
 RN . N 12 04 ..	CRSN L 2525 M 12 - ID 4	711.44.001.02	70.91.15.001.0	70.91.22.034.0	
	CRSN R 2525 M 12 - ID 4	711.43.001.02	70.91.15.001.0	70.91.22.034.0	
	CRSN L 3225 P 12 - ID 4	711.44.002.02	70.91.15.001.0	70.91.22.034.0	
	CRSN R 3225 P 12 - ID 4	711.43.002.02	70.91.15.001.0	70.91.22.034.0	
 RN . N 12 07 ..	CRSN L 2525 M 12 - ID 7	711.44.001.01	70.91.15.001.0	70.91.22.033.0	
	CRSN R 2525 M 12 - ID 7	711.43.001.01	70.91.15.001.0	70.91.22.033.0	
	CRSN L 3225 P 12 - ID 7	711.44.002.01	70.91.15.001.0	70.91.22.033.0	
	CRSN R 3225 P 12 - ID 7	711.43.002.01	70.91.15.001.0	70.91.22.033.0	
 RN . A 12 04 ..	PRSN L 2525 M 12 - IP 4	711.44.001.08	70.91.15.001.0	70.91.26.043.6	
	PRSN R 2525 M 12 - IP 4	711.43.001.08	70.91.15.001.0	70.91.26.043.6	
	PRSN L 3225 P 12 - IP 4	711.44.002.08	70.91.15.001.0	70.91.26.043.6	
	PRSN R 3225 P 12 - IP 4	711.43.002.08	70.91.15.001.0	70.91.26.043.6	







CRDN □ 2525 CRDN □ 3225
 PRDN □ 2525 PRDN □ 3225

IKS-Drehwerkzeuge
 IKS Tools for turning
 Porte-outils IKS pour le tournage



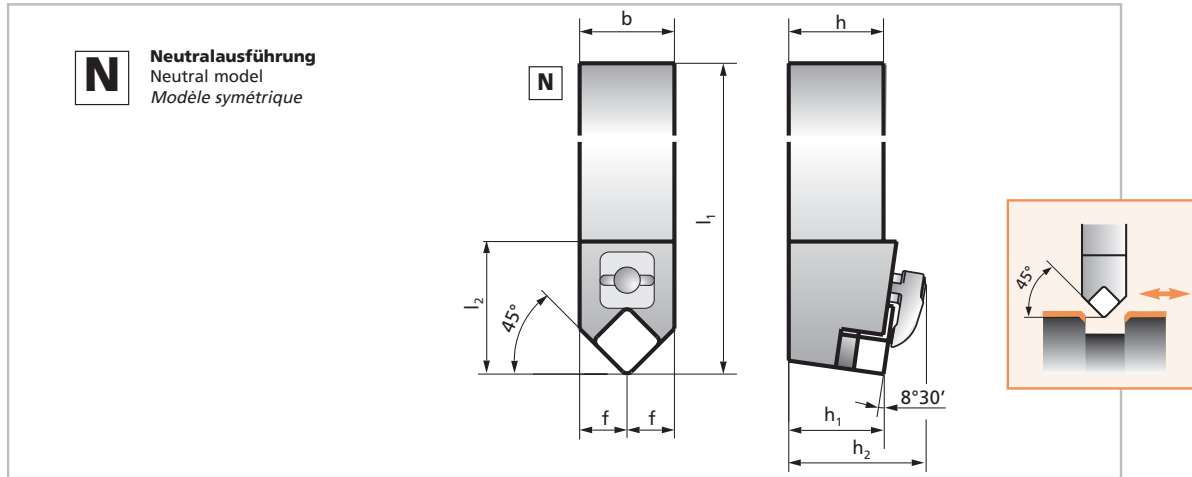
SPK-Schneidplatte SPK insert Plaquette SPK	Schaft Shank Corps	Abmessungen • Dimensions • Dimensions (mm)						
		h=h ₁	b	l ₁	l ₂	f	h ₂	D _{min}
RN .. 12 ..	2525	25	25	150	32	12,5	40	300
	3225	32	25	170	35	12,5	47	350









Schnittdatenempfehlungen • Cutting data recommendations • *Recommandations de conditions de coupe*
 Keramik • Ceramic • Céramique 16 - 21 WURBON® • WURBON® • WURBON® 85 - 89

SPK-Schneidplatte SPK Insert Plaquette SPK	ISO	SPK-Bestellnummer SPK ref. no. N° de réf. SPK	Ersatzteile • Spare parts • Pièces de rechange		
					
RN . N 12 04 .. 	CRDN N 2525 M 12 - ID 4 CRDN N 3225 P 12 - ID 4	711.46.001.02	70.91.15.001.0	70.91.22.034.0	
		711.46.002.02	70.91.15.001.0	70.91.22.034.0	
RN . N 12 07 .. 	CRDN N 2525 M 12 - ID 7 CRDN N 3225 P 12 - ID 7	711.46.001.01	70.91.15.001.0	70.91.22.033.0	
		711.46.002.01	70.91.15.001.0	70.91.22.033.0	
RN . A 12 04 .. 	PRDN N 2525 M 12 - IP 4 PRDN N 3225 P 12 - IP 4	711.46.001.08	70.91.15.001.0		70.91.26.043.6 70.91.26.043.6
		711.46.002.08	70.91.15.001.0		

IKS-Drehwerkzeuge

IKS Tools for turning
Porte-outils IKS pour le tournage



SPK-Schneidplatte SPK Insert Plaque SPK	ISO	SPK-Bestellnummer SPK ref. no. N° de réf. SPK	Ersatzteile • Spare parts • Pièces de rechange		
SN . N 12 04 .. 	CSDN N 2525 M 12 - IC 4	711.06.002.04	 70.91.15.002.0 70.91.15.002.0 70.91.15.005.0 70.91.15.005.0	 70.91.22.011.0 70.91.22.011.0 70.91.22.011.0 70.91.22.011.0	
	CSDN N 3225 P 12 - IC 4	711.06.003.04			
	CSDN N 2525 M 12 - ID 4	711.06.002.02			
	CSDN N 3225 P 12 - ID 4	711.06.003.02			
SN . N 12 07 .. 	CSDN N 2525 M 12 - IC 7	711.06.002.03	70.91.15.002.0 70.91.15.002.0 70.91.15.005.0 70.91.15.005.0	70.91.22.010.0 70.91.22.010.0 70.91.22.010.0 70.91.22.010.0	
	CSDN N 3225 P 12 - IC 7	711.06.003.03			
	CSDN N 2525 M 12 - ID 7	711.06.002.01			
	CSDN N 3225 P 12 - ID 7	711.06.003.01			
IKS - PRO SN . X 12 04 ..  SN . X 12 07 .. 	CSDN N 2525 M 12 - IK 4	711.06.002.29	70.91.11.718.6 70.91.11.718.6 70.91.11.718.6 70.91.11.718.6	70.91.22.011.0 70.91.22.011.0 70.91.22.010.0 70.91.22.010.0	
	CSDN N 3225 P 12 - IK 4	711.06.003.29			
	CSDN N 2525 M 12 - IK 7	711.06.002.25			
	CSDN N 3225 P 12 - IK 7	711.06.003.25			
SN . X 12 07 .. 	CSDN N 2525 M 12 - IX 7	711.06.002.05	70.91.11.316.0 70.91.11.316.0	70.91.22.010.0 70.91.22.010.0	
	CSDN N 3225 P 12 - IX 7	711.06.003.05			
SN . A 12 04 .. 	PSDN N 2525 M 12 - IP 4	711.06.002.08	70.91.15.005.0 70.91.15.005.0	70.91.26.007.6 70.91.26.007.6	
	PSDN N 3225 P 12 - IP 4	711.06.003.08			







CSDN □ 2525
PSDN □ 2525

CSDN □ 3225
PSDN □ 3225

SPK-Schneidplatte SPK insert Plaquette SPK	Schaft Shank Corps	Abmessungen • Dimensions • Dimensions (mm)						
		h=h ₁	b	l ₁	l ₂	f	h ₂	D _{min}
SN .. 12	2525	25	25	150	35	12,5	40	300
	3225	32	25	170	35	12,5	47	350
SN .. 15	2525	25	25	150	38	12,5	40	300
	3225	32	25	170	38	12,5	47	350

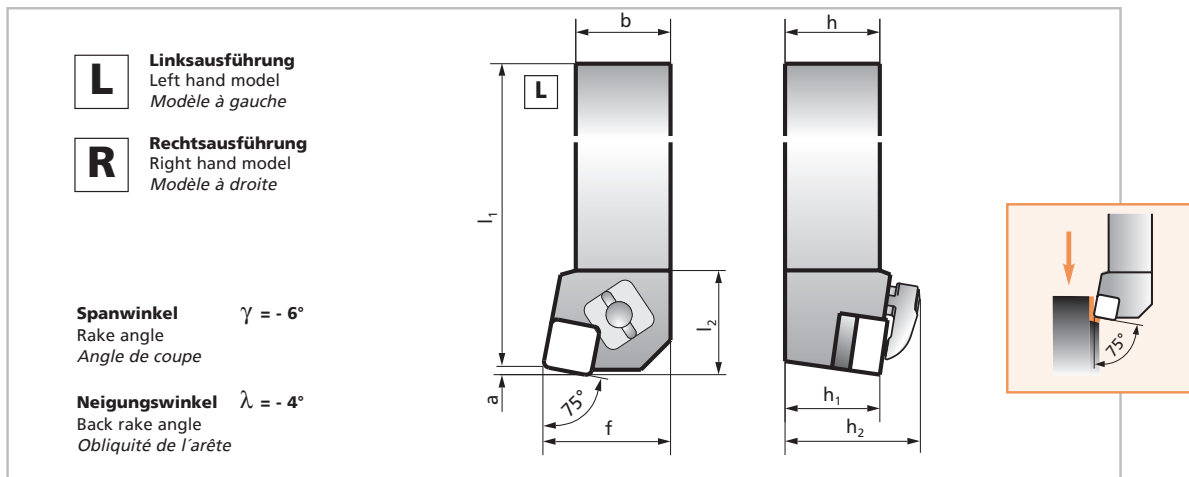
Schnittdatenempfehlungen • Cutting data recommendations • *Recommandations de conditions de coupe*










Keramik • Ceramic • *Céramique* 16 - 21 **Cermet** • Cermet • *Cermet* 59 - 67 **WURBON®** • WURBON® • *WURBON®* 85 - 89

SPK-Schneidplatte SPK Insert Plaquette SPK	ISO	SPK-Bestellnummer SPK ref. no. N° de réf. SPK	Ersatzteile • Spare parts • <i>Pièces de rechange</i>		
					
SN . N 15 04 .. 	CSDN N 2525 M 15 - IC 4	711.06.006.04	70.91.15.006.0	70.91.22.013.0	
		711.06.007.04	70.91.15.006.0	70.91.22.013.0	
		711.06.006.02	70.91.15.005.0	70.91.22.013.0	
		711.06.007.02	70.91.15.005.0	70.91.22.013.0	
SN . N 15 07 .. 	CSDN N 2525 M 15 - IC 7	711.06.006.03	70.91.15.006.0	70.91.22.012.0	
		711.06.007.03	70.91.15.006.0	70.91.22.012.0	
		711.06.006.01	70.91.15.005.0	70.91.22.012.0	
		711.06.007.01	70.91.15.005.0	70.91.22.012.0	
IKS - PRO SN . X 15 07 .. 	CSDN N 2525 M 15 - IK 7	711.06.006.25	70.91.11.718.6	70.91.22.012.0	
		711.06.007.25	70.91.11.718.6	70.91.22.012.0	
SN . X 15 07 .. 	CSDN N 2525 M 15 - IX 7	711.06.006.05	70.91.11.316.0	70.91.22.012.0	
		711.06.007.05	70.91.11.316.0	70.91.22.012.0	

IKS-Drehwerkzeuge

IKS Tools for turning
Porte-outils IKS pour le tournage









SPK- Schneidplatte SPK Insert Plaque SPK	ISO	SPK- Bestellnummer SPK ref. no. N° de réf. SPK	Ersatzteile • Spare parts • Pièces de rechange			
						
SN . N 12 04 ..  SN . N 12 07 .. 	CSKN L 2525 M 12 - IC 4 CSKN R 2525 M 12 - IC 4 CSKN L 3225 P 12 - IC 4 CSKN R 3225 P 12 - IC 4 CSKN L 2525 M 12 - ID 4 CSKN R 2525 M 12 - ID 4 CSKN L 3225 P 12 - ID 4 CSKN R 3225 P 12 - ID 4	711.04.003.04	70.91.15.003.0	70.91.22.011.0		
		711.03.003.04	70.91.15.004.0	70.91.22.011.0		
		711.04.004.04	70.91.15.003.0	70.91.22.011.0		
		711.03.004.04	70.91.15.004.0	70.91.22.011.0		
		711.04.003.02	70.91.15.005.0	70.91.22.011.0		
		711.03.003.02	70.91.15.005.0	70.91.22.011.0		
		711.04.004.02	70.91.15.005.0	70.91.22.011.0		
		711.03.004.02	70.91.15.005.0	70.91.22.011.0		
	CSKN L 2525 M 12 - IC 7 CSKN R 2525 M 12 - IC 7 CSKN L 3225 P 12 - IC 7 CSKN R 3225 P 12 - IC 7 CSKN L 2525 M 12 - ID 7 CSKN R 2525 M 12 - ID 7 CSKN L 3225 P 12 - ID 7 CSKN R 3225 P 12 - ID 7	711.04.003.03	70.91.15.003.0	70.91.22.010.0		
		711.03.003.03	70.91.15.004.0	70.91.22.010.0		
		711.04.004.03	70.91.15.003.0	70.91.22.010.0		
		711.03.004.03	70.91.15.004.0	70.91.22.010.0		
		711.04.003.01	70.91.15.005.0	70.91.22.010.0		
		711.03.003.01	70.91.15.005.0	70.91.22.010.0		
711.04.004.01		70.91.15.005.0	70.91.22.010.0			
711.03.004.01		70.91.15.005.0	70.91.22.010.0			
IKS - PRO SN . X 12 04 ..  SN . X 12 07 .. 	CSKN L 2525 M 12 - IK 4 CSKN R 2525 M 12 - IK 4 CSKN L 3225 P 12 - IK 4 CSKN R 3225 P 12 - IK 4	711.04.003.29	70.91.11.718.6	70.91.22.011.0		
		711.03.003.29	70.91.11.718.6	70.91.22.011.0		
		711.04.004.29	70.91.11.718.6	70.91.22.011.0		
		711.03.004.29	70.91.11.718.6	70.91.22.011.0		
	CSKN L 2525 M 12 - IK 7 CSKN R 2525 M 12 - IK 7 CSKN L 3225 P 12 - IK 7 CSKN R 3225 P 12 - IK 7	711.04.003.25	70.91.11.718.6	70.91.22.010.0		
		711.03.003.25	70.91.11.718.6	70.91.22.010.0		
		711.04.004.25	70.91.11.718.6	70.91.22.010.0		
		711.03.004.25	70.91.11.718.6	70.91.22.010.0		
	SN . X 12 07 .. 	CSKN L 2525 M 12 - IX 7 CSKN R 2525 M 12 - IX 7 CSKN L 3225 P 12 - IX 7 CSKN R 3225 P 12 - IX 7	711.04.003.05	70.91.11.316.0	70.91.22.010.0	
			711.03.003.05	70.91.11.316.0	70.91.22.010.0	
			711.04.004.05	70.91.11.316.0	70.91.22.010.0	
			711.03.004.05	70.91.11.316.0	70.91.22.010.0	
SN . A 12 04 .. 	PSKN L 2525 M 12 - IP 4 PSKN R 2525 M 12 - IP 4 PSKN L 3225 P 12 - IP 4 PSKN R 3225 P 12 - IP 4	711.04.003.08	70.91.15.005.0	70.91.26.007.6		
		711.03.003.08	70.91.15.005.0	70.91.26.007.6		
		711.04.004.08	70.91.15.005.0	70.91.26.007.6		
		711.03.004.08	70.91.15.005.0	70.91.26.007.6		

CSKN □ 2525 CSKN □ 3225
PSKN □ 2525 PSKN □ 3225

SPK-Schneidplatte SPK insert Plaquette SPK	Schaft Shank Corps	Abmessungen • Dimensions • Dimensions (mm)							
		h=h ₁	b	l ₁	l ₂	f	h ₂	a	D _{min}
SN . . 12	2525	25	25	150	27	32	40	3,06	400
	3225	32	25	170	27	32	47	3,06	450
SN . . 15	2525	25	25	150	28	32	40	3,77	400
	3225	32	25	170	28	32	47	3,77	450

Schnittdatenempfehlungen • Cutting data recommendations • *Recommandations de conditions de coupe*

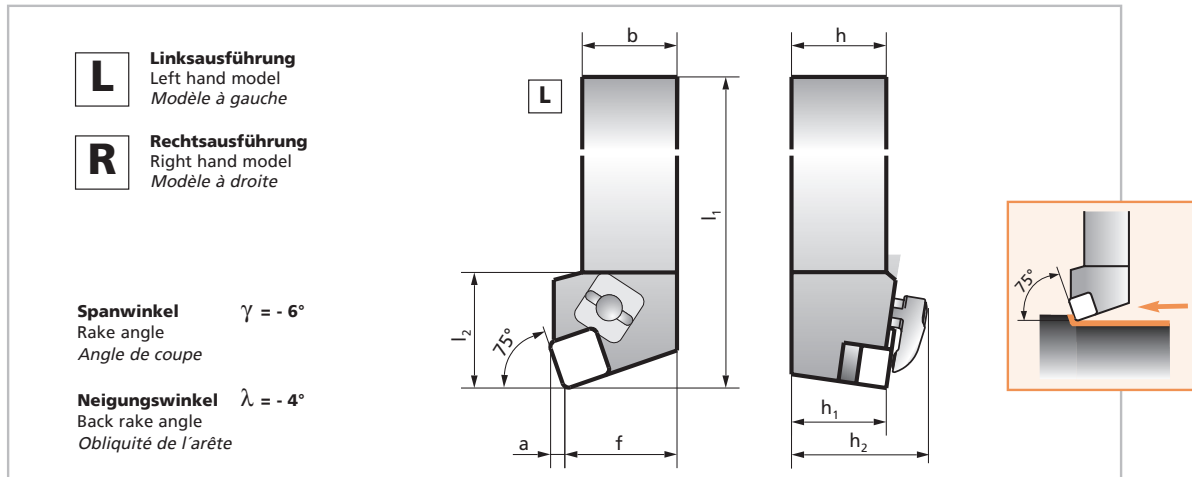
Keramik • Ceramic • *Céramique* 16 - 21 **Cermet** • Cermet • *Cermet* 59 - 67 **WURBON®** • WURBON® • *WURBON®* 85 - 89










SPK- Schneidplatte SPK Insert Plaquette SPK	ISO	SPK- Bestellnummer SPK ref. no. N° de réf. SPK	Ersatzteile • Spare parts • <i>Pièces de rechange</i>		
					
SN . N 15 04 .. 	CSKN L 2525 M 15 - IC 4 CSKN R 2525 M 15 - IC 4 CSKN L 3225 P 15 - IC 4 CSKN R 3225 P 15 - IC 4 CSKN L 2525 M 15 - ID 4 CSKN R 2525 M 15 - ID 4 CSKN L 3225 P 15 - ID 4 CSKN R 3225 P 15 - ID 4	711.04.005.04	70.91.15.007.0	70.91.22.013.0	
		711.03.005.04	70.91.15.008.0	70.91.22.013.0	
		711.04.006.04	70.91.15.007.0	70.91.22.013.0	
		711.03.006.04	70.91.15.008.0	70.91.22.013.0	
		711.04.005.02	70.91.15.005.0	70.91.22.013.0	
		711.03.005.02	70.91.15.005.0	70.91.22.013.0	
		711.04.006.02	70.91.15.005.0	70.91.22.013.0	
		711.03.006.02	70.91.15.005.0	70.91.22.013.0	
SN . N 15 07 .. 	CSKN L 2525 M 15 - IC 7 CSKN R 2525 M 15 - IC 7 CSKN L 3225 P 15 - IC 7 CSKN R 3225 P 15 - IC 7 CSKN L 2525 M 15 - ID 7 CSKN R 2525 M 15 - ID 7 CSKN L 3225 P 15 - ID 7 CSKN R 3225 P 15 - ID 7	711.04.005.03	70.91.15.007.0	70.91.22.012.0	
		711.03.005.03	70.91.15.008.0	70.91.22.012.0	
		711.04.006.03	70.91.15.007.0	70.91.22.012.0	
		711.03.006.03	70.91.15.008.0	70.91.22.012.0	
		711.04.005.01	70.91.15.005.0	70.91.22.012.0	
		711.03.005.01	70.91.15.005.0	70.91.22.012.0	
		711.04.006.01	70.91.15.005.0	70.91.22.012.0	
		711.03.006.01	70.91.15.005.0	70.91.22.012.0	
IKS - PRO SN . X 15 07 .. 	CSKN L 2525 M 15 - IK 7 CSKN R 2525 M 15 - IK 7 CSKN L 3225 P 15 - IK 7 CSKN R 3225 P 15 - IK 7	711.04.005.25	70.91.11.718.6	70.91.22.012.0	
		711.03.005.25	70.91.11.718.6	70.91.22.012.0	
		711.04.006.25	70.91.11.718.6	70.91.22.012.0	
		711.03.006.25	70.91.11.718.6	70.91.22.012.0	
SN . X 15 07 .. 	CSKN L 2525 M 15 - IX 7 CSKN R 2525 M 15 - IX 7 CSKN L 3225 P 15 - IX 7 CSKN R 3225 P 15 - IX 7	711.04.005.05	70.91.11.316.0	70.91.22.012.0	
		711.03.005.05	70.91.11.316.0	70.91.22.012.0	
		711.04.006.05	70.91.11.316.0	70.91.22.012.0	
		711.03.006.05	70.91.11.316.0	70.91.22.012.0	

IKS-Drehwerkzeuge

IKS Tools for turning

Porte-outils IKS pour le tournage



SPK-Schneidplatte SPK Insert Plaque SPK	ISO	SPK-Bestellnummer SPK ref. no. N° de réf. SPK	Ersatzteile • Spare parts • Pièces de rechange		
					
SN . N 12 04 ..  SN . N 12 07 .. 	CSRN L 2525 M 12 - IC 4 CSRN R 2525 M 12 - IC 4 CSRN L 3225 P 12 - IC 4 CSRN R 3225 P 12 - IC 4 CSRN L 2525 M 12 - ID 4 CSRN R 2525 M 12 - ID 4 CSRN L 3225 P 12 - ID 4 CSRN R 3225 P 12 - ID 4	711.04.009.04	70.91.15.004.0	70.91.22.011.0	
		711.03.009.04	70.91.15.003.0	70.91.22.011.0	
		711.04.010.04	70.91.15.004.0	70.91.22.011.0	
		711.03.010.04	70.91.15.003.0	70.91.22.011.0	
		711.04.009.02	70.91.15.005.0	70.91.22.011.0	
		711.03.009.02	70.91.15.005.0	70.91.22.011.0	
		711.04.010.02	70.91.15.005.0	70.91.22.011.0	
		711.03.010.02	70.91.15.005.0	70.91.22.011.0	
	CSRN L 2525 M 12 - IC 7 CSRN R 2525 M 12 - IC 7 CSRN L 3225 P 12 - IC 7 CSRN R 3225 P 12 - IC 7 CSRN L 2525 M 12 - ID 7 CSRN R 2525 M 12 - ID 7 CSRN L 3225 P 12 - ID 7 CSRN R 3225 P 12 - ID 7	711.04.009.03	70.91.15.004.0	70.91.22.010.0	
		711.03.009.03	70.91.15.003.0	70.91.22.010.0	
		711.04.010.03	70.91.15.004.0	70.91.22.010.0	
		711.03.010.03	70.91.15.003.0	70.91.22.010.0	
		711.04.009.01	70.91.15.005.0	70.91.22.010.0	
		711.03.009.01	70.91.15.005.0	70.91.22.010.0	
IKS - PRO SN . X 12 04 ..  SN . X 12 07 .. 	CSRN L 2525 M 12 - IK 4 CSRN R 2525 M 12 - IK 4 CSRN L 3225 P 12 - IK 4 CSRN R 3225 P 12 - IK 4	711.04.009.29	70.91.11.718.6	70.91.22.011.0	
		711.03.009.29	70.91.11.718.6	70.91.22.011.0	
		711.04.010.29	70.91.11.718.6	70.91.22.011.0	
		711.03.010.29	70.91.11.718.6	70.91.22.011.0	
	CSRN L 2525 M 12 - IK 7 CSRN R 2525 M 12 - IK 7 CSRN L 3225 P 12 - IK 7 CSRN R 3225 P 12 - IK 7	711.04.009.25	70.91.11.718.6	70.91.22.010.0	
		711.03.009.25	70.91.11.718.6	70.91.22.010.0	
		711.04.010.25	70.91.11.718.6	70.91.22.010.0	
		711.03.010.25	70.91.11.718.6	70.91.22.010.0	
SN . X 12 07 .. 	CSRN L 2525 M 12 - IX 7 CSRN R 2525 M 12 - IX 7 CSRN L 3225 P 12 - IX 7 CSRN R 3225 P 12 - IX 7	711.04.009.05	70.91.11.316.0	70.91.22.010.0	
		711.03.009.05	70.91.11.316.0	70.91.22.010.0	
		711.04.010.05	70.91.11.316.0	70.91.22.010.0	
		711.03.010.05	70.91.11.316.0	70.91.22.010.0	
SN . A 12 04 .. 	PSRN L 2525 M 12 - IP 4 PSRN R 2525 M 12 - IP 4 PSRN L 3225 P 12 - IP 4 PSRN R 3225 P 12 - IP 4	711.04.009.08	70.91.15.005.0	70.91.26.007.6	
		711.03.009.08	70.91.15.005.0	70.91.26.007.6	
		711.04.010.08	70.91.15.005.0	70.91.26.007.6	
		711.03.010.08	70.91.15.005.0	70.91.26.007.6	







CSRN □ 2525
PSRN □ 2525

CSRN □ 3225
PSRN □ 3225

SPK-Schneidplatte SPK insert Plaquette SPK	Schaft Shank Corps	Abmessungen • Dimensions • Dimensions (mm)							
		h=h ₁	b	l ₁	l ₂	f	h ₂	a	D _{min}
SN . . 12	2525	25	25	150	32	27	40	3,06	300
	3225	32	25	170	32	27	47	3,06	350
SN . . 15	2525	25	25	150	34	27	40	3,77	300
	3225	32	25	170	34	27	47	3,77	350

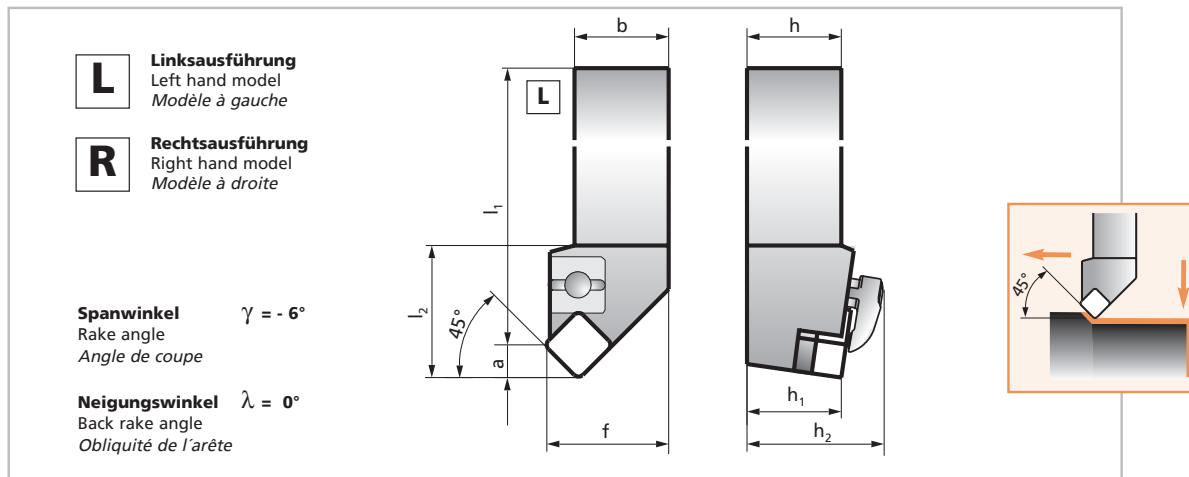
Schnittdatenempfehlungen • Cutting data recommendations • *Recommandations de conditions de coupe*






Keramik • Ceramic • *Céramique* 📄 16 - 21 **Cermet** • Cermet • *Cermet* 📄 59 - 67 **WURBON®** • WURBON® • *WURBON®* 📄 85 - 89

SPK-Schneidplatte SPK Insert Plaquette SPK	ISO	SPK-Bestellnummer SPK ref. no. N° de réf. SPK	Ersatzteile • Spare parts • <i>Pièces de rechange</i>		
					
SN . N 15 04 .. 	CSRN L 2525 M 15 - IC 4 CSRN R 2525 M 15 - IC 4 CSRN L 3225 P 15 - IC 4 CSRN R 3225 P 15 - IC 4 CSRN L 2525 M 15 - ID 4 CSRN R 2525 M 15 - ID 4 CSRN L 3225 P 15 - ID 4 CSRN R 3225 P 15 - ID 4	711.04.011.04	70.91.15.008.0	70.91.22.013.0	
		711.03.011.04	70.91.15.007.0	70.91.22.013.0	
		711.04.012.04	70.91.15.008.0	70.91.22.013.0	
		711.03.012.04	70.91.15.007.0	70.91.22.013.0	
		711.04.011.02	70.91.15.005.0	70.91.22.013.0	
		711.03.011.02	70.91.15.005.0	70.91.22.013.0	
		711.04.012.02	70.91.15.005.0	70.91.22.013.0	
		711.03.012.02	70.91.15.005.0	70.91.22.013.0	
SN . N 15 07 .. 	CSRN L 2525 M 15 - IC 7 CSRN R 2525 M 15 - IC 7 CSRN L 3225 P 15 - IC 7 CSRN R 3225 P 15 - IC 7 CSRN L 2525 M 15 - ID 7 CSRN R 2525 M 15 - ID 7 CSRN L 3225 P 15 - ID 7 CSRN R 3225 P 15 - ID 7	711.04.011.03	70.91.15.008.0	70.91.22.012.0	
		711.03.011.03	70.91.15.007.0	70.91.22.012.0	
		711.04.012.03	70.91.15.008.0	70.91.22.012.0	
		711.03.012.03	70.91.15.007.0	70.91.22.012.0	
		711.04.011.01	70.91.15.005.0	70.91.22.012.0	
		711.03.011.01	70.91.15.005.0	70.91.22.012.0	
		711.04.012.01	70.91.15.005.0	70.91.22.012.0	
		711.03.012.01	70.91.15.005.0	70.91.22.012.0	
IKS - PRO SN . X 15 07 .. 	CSRN L 2525 M 15 - IK 7 CSRN R 2525 M 15 - IK 7 CSRN L 3225 P 15 - IK 7 CSRN R 3225 P 15 - IK 7	711.04.011.25	70.91.11.718.6	70.91.22.012.0	
		711.03.011.25	70.91.11.718.6	70.91.22.012.0	
		711.04.012.25	70.91.11.718.6	70.91.22.012.0	
		711.03.012.25	70.91.11.718.6	70.91.22.012.0	
SN . X 15 07 .. 	CSRN L 2525 M 15 - IX 7 CSRN R 2525 M 15 - IX 7 CSRN L 3225 P 15 - IX 7 CSRN R 3225 P 15 - IX 7	711.04.011.05	70.91.11.316.0	70.91.22.012.0	
		711.03.011.05	70.91.11.316.0	70.91.22.012.0	
		711.04.012.05	70.91.11.316.0	70.91.22.012.0	
		711.03.012.05	70.91.11.316.0	70.91.22.012.0	

IKS-Drehwerkzeuge

IKS Tools for turning
Porte-outils IKS pour le tournage



SPK-Schneidplatte SPK Insert Plaque SPK	ISO	SPK-Bestellnummer SPK ref. no. N° de réf. SPK	Ersatzteile • Spare parts • Pièces de rechange																						
																									
SN . N 12 04 ..  SN . N 12 07 .. 	CSSN L 2525 M 12 - IC 4 CSSN R 2525 M 12 - IC 4 CSSN L 3225 P 12 - IC 4 CSSN R 3225 P 12 - IC 4 CSSN L 2525 M 12 - ID 4 CSSN R 2525 M 12 - ID 4 CSSN L 3225 P 12 - ID 4 CSSN R 3225 P 12 - ID 4	711.04.001.04 711.03.001.04 711.04.002.04 711.03.002.04 711.04.001.02 711.03.001.02 711.04.002.02 711.03.002.02	70.91.15.004.0 70.91.15.003.0 70.91.15.004.0 70.91.15.003.0 70.91.15.005.0 70.91.15.005.0 70.91.15.005.0 70.91.15.005.0	70.91.22.011.0 70.91.22.011.0 70.91.22.011.0 70.91.22.011.0 70.91.22.011.0 70.91.22.011.0 70.91.22.011.0 70.91.22.011.0																					
						CSSN L 2525 M 12 - IC 7 CSSN R 2525 M 12 - IC 7 CSSN L 3225 P 12 - IC 7 CSSN R 3225 P 12 - IC 7 CSSN L 2525 M 12 - ID 7 CSSN R 2525 M 12 - ID 7 CSSN L 3225 P 12 - ID 7 CSSN R 3225 P 12 - ID 7	711.04.001.03 711.03.001.03 711.04.002.03 711.03.002.03 711.04.001.01 711.03.001.01 711.04.002.01 711.03.002.01	70.91.15.004.0 70.91.15.003.0 70.91.15.004.0 70.91.15.003.0 70.91.15.005.0 70.91.15.005.0 70.91.15.005.0 70.91.15.005.0	70.91.22.010.0 70.91.22.010.0 70.91.22.010.0 70.91.22.010.0 70.91.22.010.0 70.91.22.010.0 70.91.22.010.0 70.91.22.010.0																
											CSSN L 2525 M 12 - IK 4 CSSN R 2525 M 12 - IK 4 CSSN L 3225 P 12 - IK 4 CSSN R 3225 P 12 - IK 4	711.04.001.29 711.03.001.29 711.04.002.29 711.03.002.29	70.91.11.718.6 70.91.11.718.6 70.91.11.718.6 70.91.11.718.6	70.91.22.011.0 70.91.22.011.0 70.91.22.011.0 70.91.22.011.0											
																CSSN L 2525 M 12 - IK 7 CSSN R 2525 M 12 - IK 7 CSSN L 3225 P 12 - IK 7 CSSN R 3225 P 12 - IK 7	711.04.001.25 711.03.001.25 711.04.002.25 711.03.002.25	70.91.11.718.6 70.91.11.718.6 70.91.11.718.6 70.91.11.718.6	70.91.22.010.0 70.91.22.010.0 70.91.22.010.0 70.91.22.010.0						
																					CSSN L 2525 M 12 - IX 7 CSSN R 2525 M 12 - IX 7 CSSN L 3225 P 12 - IX 7 CSSN R 3225 P 12 - IX 7	711.04.001.05 711.03.001.05 711.04.002.05 711.03.002.05	70.91.11.316.0 70.91.11.316.0 70.91.11.316.0 70.91.11.316.0	70.91.22.010.0 70.91.22.010.0 70.91.22.010.0 70.91.22.010.0	







CSSN □ 2525
PSSN □ 2525

CSSN □ 3225
PSSN □ 3225

SPK-Schneidplatte SPK insert Plaquette SPK	Schaft Shank Corps	Abmessungen • Dimensions • Dimensions (mm)							
		h=h ₁	b	l ₁	l ₂	f	h ₂	a	D _{min}
SN . . 12	2525	25	25	150	35	32	40	8,32	350
	3225	32	25	170	35	32	47	8,32	400
SN . . 15	2525	25	25	150	37	32	40	10,23	350
	3225	32	25	170	37	32	47	10,23	400

Schnittdatenempfehlungen • Cutting data recommendations • *Recommandations de conditions de coupe*

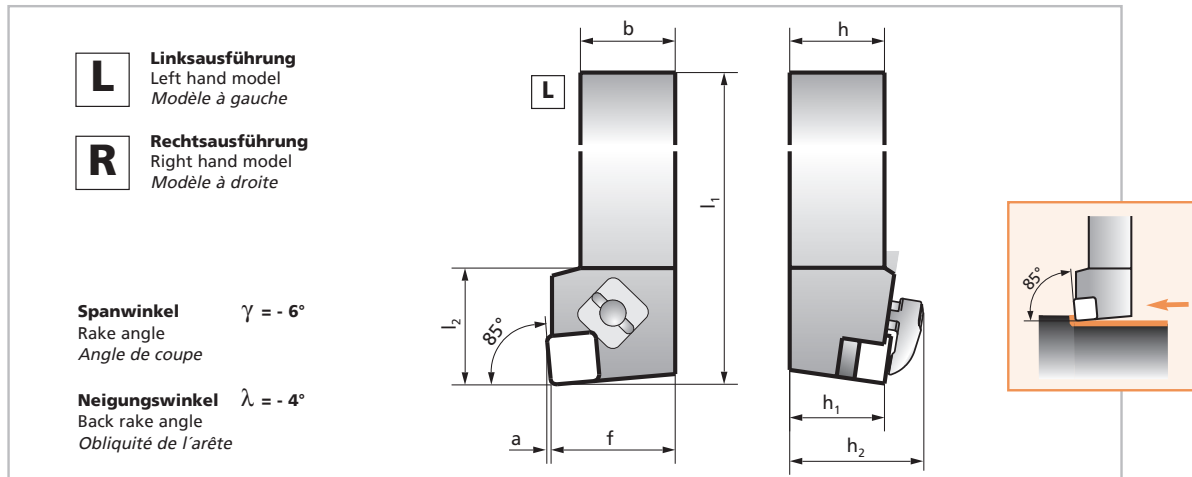
Keramik • Ceramic • Céramique 16 - 21 Cermet • Cermet • Cermet 59 - 67 WURBON® • WURBON® • WURBON® 85 - 89










SPK- Schneidplatte SPK Insert Plaquette SPK	ISO	SPK- Bestellnummer SPK ref. no. N° de réf. SPK	Ersatzteile • Spare parts • Pièces de rechange	
				
SN . N 15 04 .. 	CSSN L 2525 M 15 - IC 4 CSSN R 2525 M 15 - IC 4 CSSN L 3225 P 15 - IC 4 CSSN R 3225 P 15 - IC 4 CSSN L 2525 M 15 - ID 4 CSSN R 2525 M 15 - ID 4 CSSN L 3225 P 15 - ID 4 CSSN R 3225 P 15 - ID 4	711.04.007.04	70.91.15.008.0	70.91.22.013.0
		711.03.007.04	70.91.15.007.0	70.91.22.013.0
		711.04.008.04	70.91.15.008.0	70.91.22.013.0
		711.03.008.04	70.91.15.007.0	70.91.22.013.0
		711.04.007.02	70.91.15.005.0	70.91.22.013.0
		711.03.007.02	70.91.15.005.0	70.91.22.013.0
		711.04.008.02	70.91.15.005.0	70.91.22.013.0
		711.03.008.02	70.91.15.005.0	70.91.22.013.0
SN . N 15 07 .. 	CSSN L 2525 M 15 - IC 7 CSSN R 2525 M 15 - IC 7 CSSN L 3225 P 15 - IC 7 CSSN R 3225 P 15 - IC 7 CSSN L 2525 M 15 - ID 7 CSSN R 2525 M 15 - ID 7 CSSN L 3225 P 15 - ID 7 CSSN R 3225 P 15 - ID 7	711.04.007.03	70.91.15.008.0	70.91.22.012.0
		711.03.007.03	70.91.15.007.0	70.91.22.012.0
		711.04.008.03	70.91.15.008.0	70.91.22.012.0
		711.03.008.03	70.91.15.007.0	70.91.22.012.0
		711.04.007.01	70.91.15.005.0	70.91.22.012.0
		711.03.007.01	70.91.15.005.0	70.91.22.012.0
		711.04.008.01	70.91.15.005.0	70.91.22.012.0
		711.03.008.01	70.91.15.005.0	70.91.22.012.0
IKS - PRO SN . X 15 07 .. 	CSSN L 2525 M 15 - IK 7 CSSN R 2525 M 15 - IK 7 CSSN L 3225 P 15 - IK 7 CSSN R 3225 P 15 - IK 7	711.04.007.25	70.91.11.718.6	70.91.22.012.0
		711.03.007.25	70.91.11.718.6	70.91.22.012.0
		711.04.008.25	70.91.11.718.6	70.91.22.012.0
		711.03.008.25	70.91.11.718.6	70.91.22.012.0
SN . X 15 07 .. 	CSSN L 2525 M 15 - IX 7 CSSN R 2525 M 15 - IX 7 CSSN L 3225 P 15 - IX 7 CSSN R 3225 P 15 - IX 7	711.04.007.05	70.91.11.316.0	70.91.22.012.0
		711.03.007.05	70.91.11.316.0	70.91.22.012.0
		711.04.008.05	70.91.11.316.0	70.91.22.012.0
		711.03.008.05	70.91.11.316.0	70.91.22.012.0

IKS-Drehwerkzeuge

IKS Tools for turning

Porte-outils IKS pour le tournage









SPK- Schneidplatte SPK Insert Plaquette SPK	ISO	SPK- Bestellnummer SPK ref. no. N° de réf. SPK	Ersatzteile • Spare parts • Pièces de rechange		
					
SN . N 12 04 ..  SN . N 12 07 .. 	CSXN L 2525 M 12 - IC 4 CSXN R 2525 M 12 - IC 4 CSXN L 3225 P 12 - IC 4 CSXN R 3225 P 12 - IC 4 CSXN L 2525 M 12 - ID 4 CSXN R 2525 M 12 - ID 4 CSXN L 3225 P 12 - ID 4 CSXN R 3225 P 12 - ID 4	711.04.014.04	70.91.15.004.0	70.91.22.011.0	
		711.03.014.04	70.91.15.003.0	70.91.22.011.0	
		711.04.015.04	70.91.15.004.0	70.91.22.011.0	
		711.03.015.04	70.91.15.003.0	70.91.22.011.0	
		711.04.014.02	70.91.15.005.0	70.91.22.011.0	
		711.03.014.02	70.91.15.005.0	70.91.22.011.0	
		711.04.015.02	70.91.15.005.0	70.91.22.011.0	
		711.03.015.02	70.91.15.005.0	70.91.22.011.0	
	CSXN L 2525 M 12 - IC 7 CSXN R 2525 M 12 - IC 7 CSXN L 3225 P 12 - IC 7 CSXN R 3225 P 12 - IC 7 CSXN L 2525 M 12 - ID 7 CSXN R 2525 M 12 - ID 7 CSXN L 3225 P 12 - ID 7 CSXN R 3225 P 12 - ID 7	711.04.014.03	70.91.15.004.0	70.91.22.010.0	
		711.03.014.03	70.91.15.003.0	70.91.22.010.0	
		711.04.015.03	70.91.15.004.0	70.91.22.010.0	
		711.03.015.03	70.91.15.003.0	70.91.22.010.0	
		711.04.014.01	70.91.15.005.0	70.91.22.010.0	
		711.03.014.01	70.91.15.005.0	70.91.22.010.0	
IKS - PRO SN . X 12 04 ..  SN . X 12 07 .. 	CSXN L 2525 M 12 - IK 4 CSXN R 2525 M 12 - IK 4 CSXN L 3225 P 12 - IK 4 CSXN R 3225 P 12 - IK 4	711.04.014.29	70.91.11.718.6	70.91.22.011.0	
		711.03.014.29	70.91.11.718.6	70.91.22.011.0	
		711.04.015.29	70.91.11.718.6	70.91.22.011.0	
		711.03.015.29	70.91.11.718.6	70.91.22.011.0	
	CSXN L 2525 M 12 - IK 7 CSXN R 2525 M 12 - IK 7 CSXN L 3225 P 12 - IK 7 CSXN R 3225 P 12 - IK 7	711.04.014.25	70.91.11.718.6	70.91.22.010.0	
		711.03.014.25	70.91.11.718.6	70.91.22.010.0	
		711.04.015.25	70.91.11.718.6	70.91.22.010.0	
		711.03.015.25	70.91.11.718.6	70.91.22.010.0	
SN . X 12 07 .. 	CSXN L 2525 M 12 - IX 7 CSXN R 2525 M 12 - IX 7 CSXN L 3225 P 12 - IX 7 CSXN R 3225 P 12 - IX 7	711.04.014.05	70.91.11.316.0	70.91.22.010.0	
		711.03.014.05	70.91.11.316.0	70.91.22.010.0	
		711.04.015.05	70.91.11.316.0	70.91.22.010.0	
		711.03.015.05	70.91.11.316.0	70.91.22.010.0	
SN . A 12 04 .. 	PSXN L 2525 M 12 - IP 4 PSXN R 2525 M 12 - IP 4 PSXN L 3225 P 12 - IP 4 PSXN R 3225 P 12 - IP 4	711.04.014.08	70.91.15.005.0	70.91.26.007.6	
		711.03.014.08	70.91.15.005.0	70.91.26.007.6	
		711.04.015.08	70.91.15.005.0	70.91.26.007.6	
		711.03.015.08	70.91.15.005.0	70.91.26.007.6	

CSXN □ 2525 CSXN □ 3225
 PSXN □ 2525 PSXN □ 3225

SPK-Schneidplatte SPK insert Plaquette SPK	Schaft Shank Corps	Abmessungen • Dimensions • Dimensions (mm)							
		h=h ₁	b	l ₁	l ₂	f	h ₂	a	D _{min}
SN . . 12	2525	25	25	150	30	32	40	1,03	300
	3225	32	25	170	33	32	47	1,03	350
SN . . 15	2525	25	25	150	30	32	40	1,38	300
	3225	32	25	170	33	32	47	1,38	350

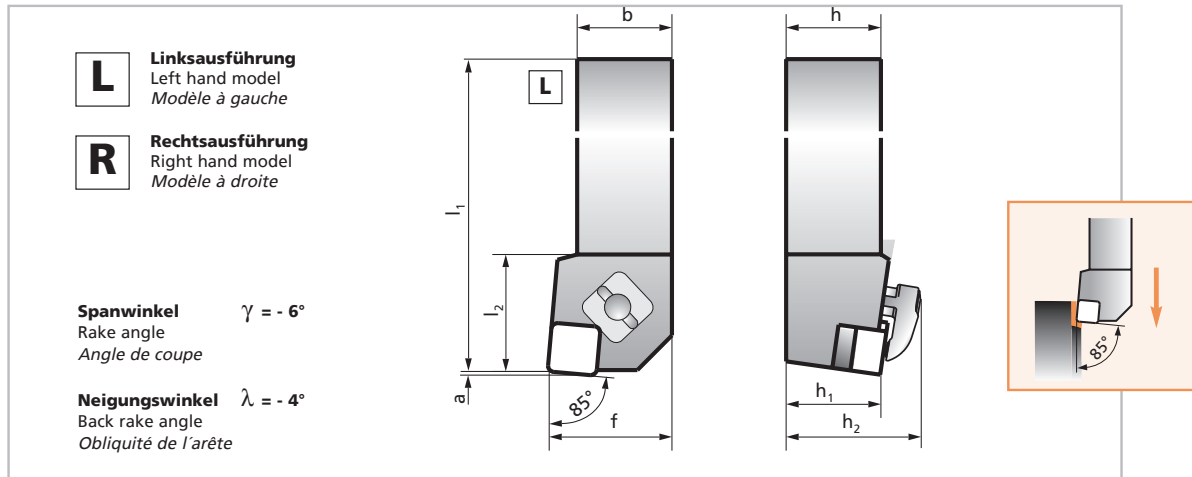
Schnittdatenempfehlungen • Cutting data recommendations • *Recommandations de conditions de coupe*

Keramik • Ceramic • *Céramique* 📄 16 - 21 **Cermet** • Cermet • *Cermet* 📄 59 - 67 **WURBON®** • WURBON® • *WURBON®* 📄 85 - 89

SPK- Schneidplatte SPK Insert Plaquette SPK	ISO	SPK- Bestellnummer SPK ref. no. N° de réf. SPK	Ersatzteile • Spare parts • <i>Pièces de rechange</i>		
					
SN . N 15 04 .. 	CSXN L 2525 M 15 - IC 4	711.04.019.04	70.91.15.008.0	70.91.22.013.0	
		711.03.019.04	70.91.15.007.0	70.91.22.013.0	
		711.04.020.04	70.91.15.008.0	70.91.22.013.0	
		711.03.020.04	70.91.15.007.0	70.91.22.013.0	
		711.04.019.02	70.91.15.005.0	70.91.22.013.0	
		711.03.019.02	70.91.15.005.0	70.91.22.013.0	
		711.04.020.02	70.91.15.005.0	70.91.22.013.0	
		711.03.020.02	70.91.15.005.0	70.91.22.013.0	
SN . N 15 07 .. 	CSXN L 2525 M 15 - IC 7	711.04.019.03	70.91.15.008.0	70.91.22.012.0	
		711.03.019.03	70.91.15.007.0	70.91.22.012.0	
		711.04.020.03	70.91.15.008.0	70.91.22.012.0	
		711.03.020.03	70.91.15.007.0	70.91.22.012.0	
		711.04.019.01	70.91.15.005.0	70.91.22.012.0	
		711.03.019.01	70.91.15.005.0	70.91.22.012.0	
		711.04.020.01	70.91.15.005.0	70.91.22.012.0	
		711.03.020.01	70.91.15.005.0	70.91.22.012.0	
IKS - PRO SN . X 15 07 .. 	CSXN L 2525 M 15 - IK 7	711.04.019.25	70.91.11.718.6	70.91.22.012.0	
		711.03.019.25	70.91.11.718.6	70.91.22.012.0	
		711.04.020.25	70.91.11.718.6	70.91.22.012.0	
		711.03.020.25	70.91.11.718.6	70.91.22.012.0	
SN . X 15 07 .. 	CSXN L 2525 M 15 - IX 7	711.04.019.05	70.91.11.316.0	70.91.22.012.0	
		711.03.019.05	70.91.11.316.0	70.91.22.012.0	
		711.04.020.05	70.91.11.316.0	70.91.22.012.0	
		711.03.020.05	70.91.11.316.0	70.91.22.012.0	

IKS-Drehwerkzeuge

IKS Tools for turning
Porte-outils IKS pour le tournage



SPK- Schneidplatte SPK Insert Plaque SPK	ISO	SPK- Bestellnummer SPK ref. no. N° de réf. SPK	Ersatzteile • Spare parts • Pièces de rechange		
SN . N 12 04 .. SN . N 12 07 .. 	CSYN L 2525 M 12 - IC 4 CSYN R 2525 M 12 - IC 4 CSYN L 3225 P 12 - IC 4 CSYN R 3225 P 12 - IC 4 CSYN L 2525 M 12 - ID 4 CSYN R 2525 M 12 - ID 4 CSYN L 3225 P 12 - ID 4 CSYN R 3225 P 12 - ID 4	711.04.016.04	70.91.15.003.0	70.91.22.011.0	
		711.03.016.04	70.91.15.004.0	70.91.22.011.0	
		711.04.017.04	70.91.15.003.0	70.91.22.011.0	
		711.03.017.04	70.91.15.004.0	70.91.22.011.0	
		711.04.016.02	70.91.15.005.0	70.91.22.011.0	
		711.03.016.02	70.91.15.005.0	70.91.22.011.0	
		711.04.017.02	70.91.15.005.0	70.91.22.011.0	
		711.03.017.02	70.91.15.005.0	70.91.22.011.0	
	CSYN L 2525 M 12 - IC 7 CSYN R 2525 M 12 - IC 7 CSYN L 3225 P 12 - IC 7 CSYN R 3225 P 12 - IC 7 CSYN L 2525 M 12 - ID 7 CSYN R 2525 M 12 - ID 7 CSYN L 3225 P 12 - ID 7 CSYN R 3225 P 12 - ID 7	711.04.016.03	70.91.15.003.0	70.91.22.010.0	
		711.03.016.03	70.91.15.004.0	70.91.22.010.0	
		711.04.017.03	70.91.15.003.0	70.91.22.010.0	
		711.03.017.03	70.91.15.004.0	70.91.22.010.0	
		711.04.016.01	70.91.15.005.0	70.91.22.010.0	
		711.03.016.01	70.91.15.005.0	70.91.22.010.0	
IKS - PRO SN . X 12 04 .. SN . X 12 07 .. 	CSYN L 2525 M 12 - IK 4 CSYN R 2525 M 12 - IK 4 CSYN L 3225 P 12 - IK 4 CSYN R 3225 P 12 - IK 4	711.04.016.29	70.91.11.718.6	70.91.22.011.0	
		711.03.016.29	70.91.11.718.6	70.91.22.011.0	
		711.04.017.29	70.91.11.718.6	70.91.22.011.0	
		711.03.017.29	70.91.11.718.6	70.91.22.011.0	
	CSYN L 2525 M 12 - IK 7 CSYN R 2525 M 12 - IK 7 CSYN L 3225 P 12 - IK 7 CSYN R 3225 P 12 - IK 7	711.04.016.25	70.91.11.718.6	70.91.22.010.0	
		711.03.016.25	70.91.11.718.6	70.91.22.010.0	
		711.04.017.25	70.91.11.718.6	70.91.22.010.0	
		711.03.017.25	70.91.11.718.6	70.91.22.010.0	
SN . X 12 07 .. 	CSYN L 2525 M 12 - IX 7 CSYN R 2525 M 12 - IX 7 CSYN L 3225 P 12 - IX 7 CSYN R 3225 P 12 - IX 7	711.04.016.05	70.91.11.316.0	70.91.22.010.0	
		711.03.016.05	70.91.11.316.0	70.91.22.010.0	
		711.04.017.05	70.91.11.316.0	70.91.22.010.0	
		711.03.017.05	70.91.11.316.0	70.91.22.010.0	
SN . A 12 04 .. 	PSYN L 2525 M 12 - IP 4 PSYN R 2525 M 12 - IP 4 PSYN L 3225 P 12 - IP 4 PSYN R 3225 P 12 - IP 4	711.04.016.08	70.91.15.005.0	70.91.26.007.6	
		711.03.016.08	70.91.15.005.0	70.91.26.007.6	
		711.04.017.08	70.91.15.005.0	70.91.26.007.6	
		711.03.017.08	70.91.15.005.0	70.91.26.007.6	







CSYN □ 2525
PSYN □ 2525

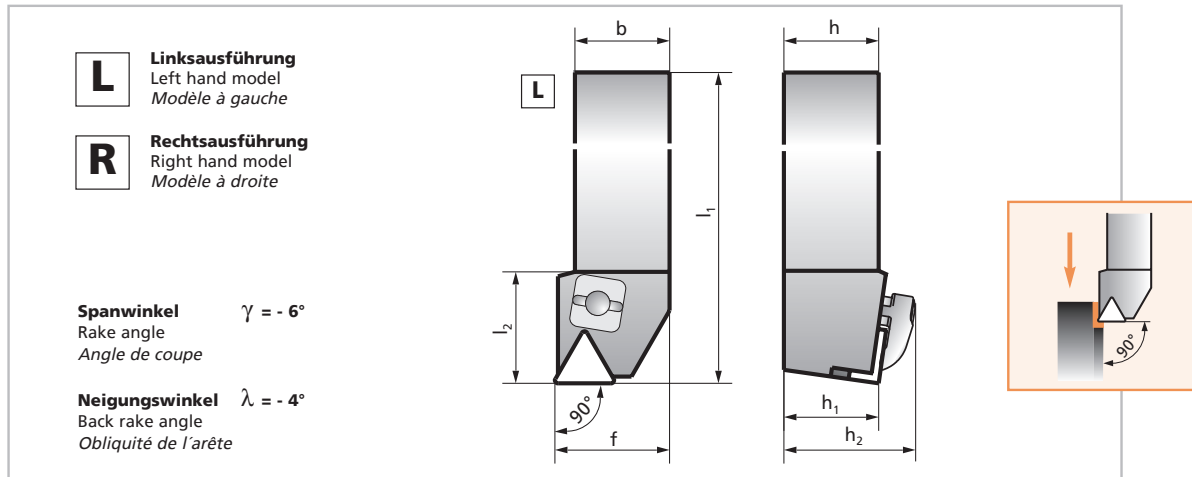
CSYN □ 3225
PSYN □ 3225

SPK-Schneidplatte SPK insert Plaquette SPK	Schaft Shank Corps	Abmessungen • Dimensions • Dimensions (mm)							
		h=h ₁	b	l ₁	l ₂	f	h ₂	a	D _{min}
SN .. 12	2525	25	25	150	27	32	40	1,03	400
	3225	32	25	170	27	32	47	1,03	450
SN .. 15	2525	25	25	150	27	32	40	1,38	400
	3225	32	25	170	27	32	47	1,38	450

Schnittdatenempfehlungen • Cutting data recommendations • *Recommandations de conditions de coupe*

Keramik • Ceramic • *Céramique* 16 - 21 **Cermet** • Cermet • *Cermet* 59 - 67 **WURBON®** • WURBON® • *WURBON®* 85 - 89

SPK- Schneidplatte SPK Insert Plaquette SPK	ISO	SPK- Bestellnummer SPK ref. no. N° de réf. SPK	Ersatzteile • Spare parts • <i>Pièces de rechange</i>		
					
SN . N 15 04 .. 	CSYN L 2525 M 15 - IC 4	711.04.021.04	70.91.15.007.0	70.91.22.013.0	
		711.03.021.04	70.91.15.008.0	70.91.22.013.0	
		711.04.018.04	70.91.15.007.0	70.91.22.013.0	
		711.03.018.04	70.91.15.008.0	70.91.22.013.0	
		711.04.021.02	70.91.15.005.0	70.91.22.013.0	
		711.03.021.02	70.91.15.005.0	70.91.22.013.0	
		711.04.018.02	70.91.15.005.0	70.91.22.013.0	
		711.03.018.02	70.91.15.005.0	70.91.22.013.0	
SN . N 15 07 .. 	CSYN L 2525 M 15 - IC 7	711.04.021.03	70.91.15.007.0	70.91.22.012.0	
		711.03.021.03	70.91.15.008.0	70.91.22.012.0	
		711.04.018.03	70.91.15.007.0	70.91.22.012.0	
		711.03.018.03	70.91.15.008.0	70.91.22.012.0	
		711.04.021.01	70.91.15.005.0	70.91.22.012.0	
		711.03.021.01	70.91.15.005.0	70.91.22.012.0	
		711.04.018.01	70.91.15.005.0	70.91.22.012.0	
		711.03.018.01	70.91.15.005.0	70.91.22.012.0	
IKS - PRO SN . X 15 07 .. 	CSYN L 2525 M 15 - IK 7	711.04.021.25	70.91.11.718.6	70.91.22.012.0	
		711.03.021.25	70.91.11.718.6	70.91.22.012.0	
		711.04.018.25	70.91.11.718.6	70.91.22.012.0	
		711.03.018.25	70.91.11.718.6	70.91.22.012.0	
SN . X 15 07 .. 	CSYN L 2525 M 15 - IX 7	711.04.021.05	70.91.11.316.0	70.91.22.012.0	
		711.03.021.05	70.91.11.316.0	70.91.22.012.0	
		711.04.018.05	70.91.11.316.0	70.91.22.012.0	
		711.03.018.05	70.91.11.316.0	70.91.22.012.0	



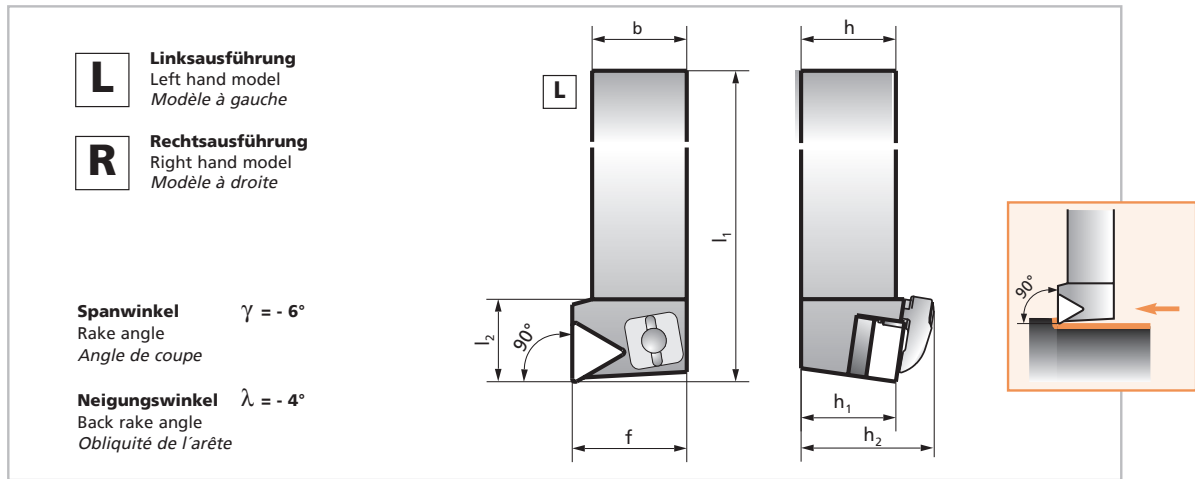
SPK-Schneidplatte SPK insert Plaquette SPK	Schaft Shank Corps	Abmessungen • Dimensions • Dimensions (mm)						
		h=h ₁	b	l ₁	l ₂	f	h ₂	D _{min}
TN .. 16 ..	2525	25	25	150	29	32	40	400
	3225	32	25	170	29	32	47	450

Schnittdatenempfehlungen • Cutting data recommendations • *Recommandations de conditions de coupe*
Keramik • Ceramic • Céramique ☞ 16 - 21 **Cermet** • Cermet • Cermet ☞ 59 - 67 **WURBON®** • WURBON® • WURBON® ☞ 85 - 89

SPK-Schneidplatte SPK Insert Plaquette SPK	ISO	SPK-Bestellnummer SPK ref. no. N° de réf. SPK	Ersatzteile • Spare parts • Pièces de rechange		
	CTFN L 2525 M 16 - ID 4	711.14.004.02	70.91.15.001.0	70.91.22.028.0	
	CTFN R 2525 M 16 - ID 4	711.13.004.02	70.91.15.001.0	70.91.22.028.0	
	CTFN L 3225 P 16 - ID 4	711.14.005.02	70.91.15.001.0	70.91.22.028.0	
	CTFN R 3225 P 16 - ID 4	711.13.005.02	70.91.15.001.0	70.91.22.028.0	
	CTFN L 2525 M 16 - ID 7	711.14.004.01	70.91.15.001.0	70.91.22.026.0	
	CTFN R 2525 M 16 - ID 7	711.13.004.01	70.91.15.001.0	70.91.22.026.0	
	CTFN L 3225 P 16 - ID 7	711.14.005.01	70.91.15.001.0	70.91.22.026.0	
	CTFN R 3225 P 16 - ID 7	711.13.005.01	70.91.15.001.0	70.91.22.026.0	
	PTFN L 2525 M 16 - IP 4	711.14.004.08	70.91.15.001.0		70.91.26.037.6 70.91.26.037.6 70.91.26.037.6 70.91.26.037.6
	PTFN R 2525 M 16 - IP 4	711.13.004.08	70.91.15.001.0		
	PTFN L 3225 P 16 - IP 4	711.14.005.08	70.91.15.001.0		
	PTFN R 3225 P 16 - IP 4	711.13.005.08	70.91.15.001.0		

CTGN □ 2525 CTGN □ 3225
PTGN □ 2525 PTGN □ 3225







IKS-Drehwerkzeuge
IKS Tools for turning
Porte-outils IKS pour le tournage

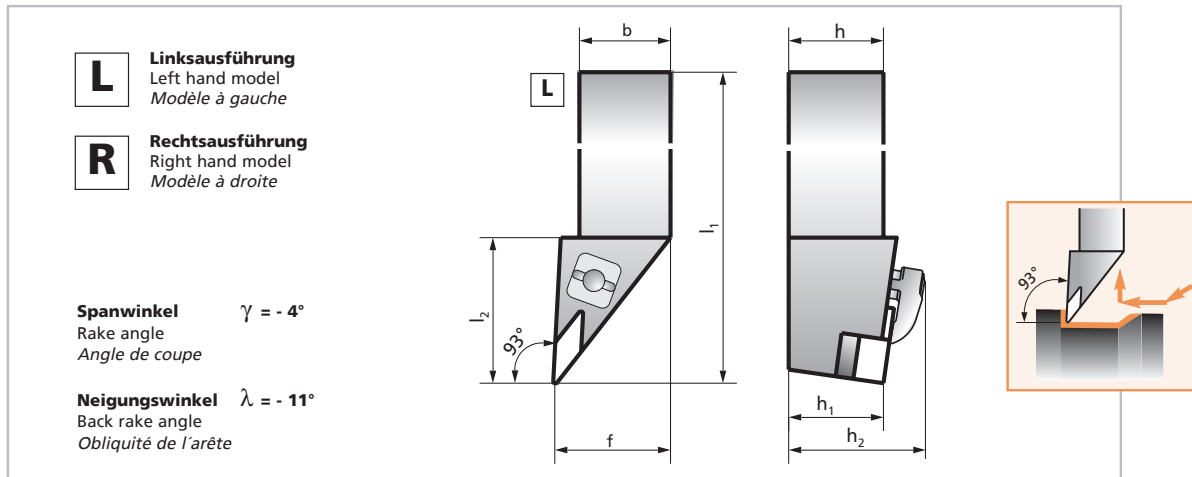


SPK-Schneidplatte SPK insert Plaquette SPK	Schaft Shank Corps	Abmessungen • Dimensions • Dimensions (mm)						
		h=h ₁	b	l ₁	l ₂	f	h ₂	D _{min}
TN .. 16	2525	25	25	150	20	32	40	300
	3225	32	25	170	20	32	47	350

Schnittdatenempfehlungen • Cutting data recommendations • *Recommandations de conditions de coupe*

Keramik • Ceramic • *Céramique* ☎ 16 - 21 **Cermet** • Cermet • *Cermet* ☎ 59 - 67 **WURBON®** • WURBON® • *WURBON®* ☎ 85 - 89

SPK-Schneidplatte SPK Insert Plaquette SPK	ISO	SPK-Bestellnummer SPK ref. no. N° de réf. SPK	Ersatzteile • Spare parts • <i>Pièces de rechange</i>		
					
TN . N 16 04 .. 	CTGN L 2525 M 16 - ID 4	711.14.001.02	70.91.15.001.0	70.91.22.028.0	
	CTGN R 2525 M 16 - ID 4	711.13.001.02	70.91.15.001.0	70.91.22.028.0	
	CTGN L 3225 P 16 - ID 4	711.14.002.02	70.91.15.001.0	70.91.22.028.0	
	CTGN R 3225 P 16 - ID 4	711.13.002.02	70.91.15.001.0	70.91.22.028.0	
TN . N 16 07 .. 	CTGN L 2525 M 16 - ID 7	711.14.001.01	70.91.15.001.0	70.91.22.026.0	
	CTGN R 2525 M 16 - ID 7	711.13.001.01	70.91.15.001.0	70.91.22.026.0	
	CTGN L 3225 P 16 - ID 7	711.14.002.01	70.91.15.001.0	70.91.22.026.0	
	CTGN R 3225 P 16 - ID 7	711.13.002.01	70.91.15.001.0	70.91.22.026.0	
TN . A 16 04 .. 	PTGN L 2525 M 16 - IP 4	711.14.001.08	70.91.15.001.0		70.91.26.037.6
	PTGN R 2525 M 16 - IP 4	711.13.001.08	70.91.15.001.0		
	PTGN L 3225 P 16 - IP 4	711.14.002.08	70.91.15.001.0		
	PTGN R 3225 P 16 - IP 4	711.13.002.08	70.91.15.001.0		



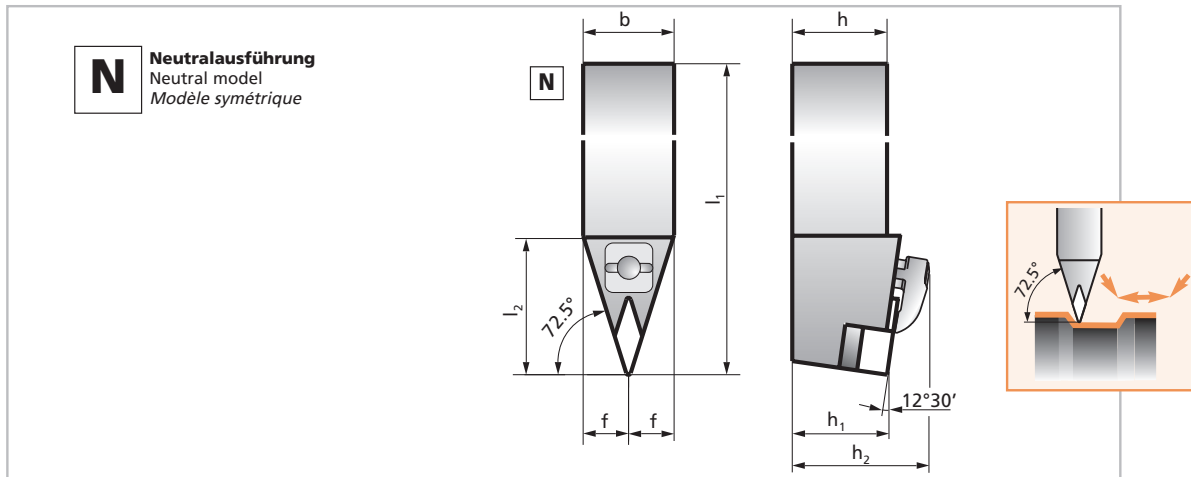
SPK-Schneidplatte SPK insert Plaquette SPK	Schaft Shank Corps	Abmessungen • Dimensions • Dimensions (mm)						
		h=h ₁	b	l ₁	l ₂	f	h ₂	D _{min}
VN .. 16 ..	2525	25	25	150	41	32	43	350
	3225	32	25	170	41	32	50	400

Schnittdatenempfehlungen • Cutting data recommendations • *Recommandations de conditions de coupe*
Keramik • Ceramic • Céramique **16 - 21** **Cermet** • Cermet • Cermet **59 - 67** **WURBON®** • WURBON® • WURBON® **85 - 89**

SPK-Schneidplatte SPK Insert Plaquette SPK	ISO	SPK-Bestellnummer SPK ref. no. N° de réf. SPK	Ersatzteile • Spare parts • Pièces de rechange		
	CVJN L 2525 M 16 - ID 7	711.24.032.01	70.91.15.021.0	70.91.22.030.0	
	CVJN R 2525 M 16 - ID 7	711.23.032.01	70.91.15.021.0	70.91.22.030.0	
	CVJN L 3225 P 16 - ID 7	711.24.033.01	70.91.15.021.0	70.91.22.030.0	
	CVJN R 3225 P 16 - ID 7	711.23.033.01	70.91.15.021.0	70.91.22.030.0	
	CVJN L 2525 M 16 - IX 7	711.24.032.05	70.91.11.428.0	70.91.22.030.0	
	CVJN R 2525 M 16 - IX 7	711.23.032.05	70.91.11.428.0	70.91.22.030.0	
	CVJN L 3225 P 16 - IX 7	711.24.033.05	70.91.11.428.0	70.91.22.030.0	
	CVJN R 3225 P 16 - IX 7	711.23.033.05	70.91.11.428.0	70.91.22.030.0	
	PVJN L 2525 M 16 - IP 4	711.24.032.08	70.91.15.021.0		70.91.26.098.6
	PVJN R 2525 M 16 - IP 4	711.23.032.08	70.91.15.021.0		70.91.26.098.6
	PVJN L 3225 P 16 - IP 4	711.24.033.08	70.91.15.021.0		70.91.26.098.6
	PVJN R 3225 P 16 - IP 4	711.23.033.08	70.91.15.021.0		70.91.26.098.6







CVVN □ 2525 CVVN □ 3225
 PVVN □ 2525 PVVN □ 3225

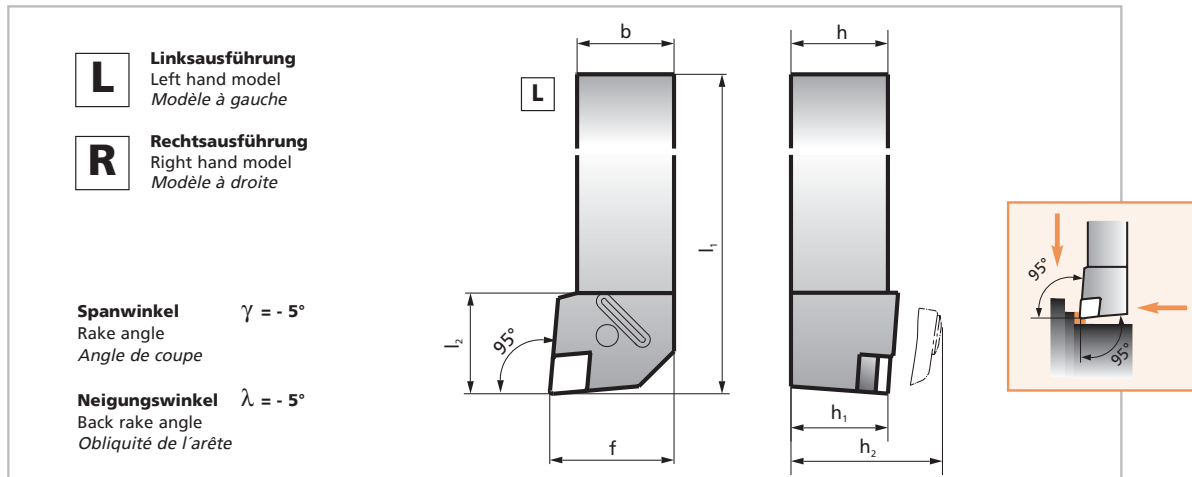
IKS-Drehwerkzeuge
 IKS Tools for turning
 Porte-outils IKS pour le tournage



SPK-Schneidplatte SPK insert Plaquette SPK	Schaft Shank Corps	Abmessungen • Dimensions • Dimensions (mm)						
		h=h ₁	b	l ₁	l ₂	f	h ₂	D _{min}
VN .. 16 ..	2525	25	25	150	45	12,5	44	350
	3225	32	25	170	45	12,5	51	400






Schnittdatenempfehlungen • Cutting data recommendations • *Recommandations de conditions de coupe*
 Keramik • Ceramic • Céramique 16 - 21 Cermet • Cermet • Cermet 59 - 67 WURBON® • WURBON® • WURBON® 85 - 89

SPK-Schneidplatte SPK Insert Plaquette SPK	ISO	SPK-Bestellnummer SPK ref. no. N° de réf. SPK	Ersatzteile • Spare parts • Pièces de rechange		
					
 VN . N 16 07 ..	CVVN N 2525 M 16 - ID 7	711.25.004.01	70.91.15.021.0	70.91.22.030.0	
	CVVN N 3225 P 16 - ID 7	711.25.005.01	70.91.15.021.0	70.91.22.030.0	
 VN . X 16 07 ..	CVVN N 2525 M 16 - IX 7	711.25.004.05	70.91.11.428.0	70.91.22.030.0	
	CVVN N 3225 P 16 - IX 7	711.25.005.05	70.91.11.428.0	70.91.22.030.0	
 VN . A 16 04 ..	PVVN N 2525 M 16 - IP 4	711.25.004.08	70.91.15.021.0		70.91.26.098.6
	PVVN N 3225 P 16 - IP 4	711.25.005.08	70.91.15.021.0		70.91.26.098.6



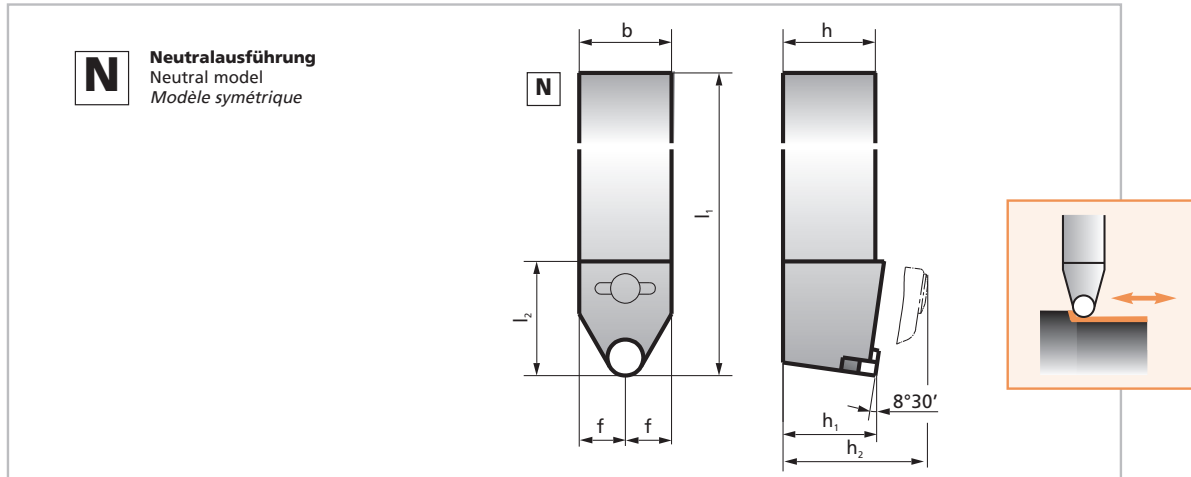
SPK-Schneidplatte SPK insert Plaquette SPK	Schaft Shank Corps	Abmessungen • Dimensions • Dimensions (mm)					
		h=h ₁	b	l ₁	l ₂	f	h ₂
CN . N 09	2525	25	25	150	24	32	39

Schnittdatenempfehlungen • Cutting data recommendations • *Recommandations de conditions de coupe*
Keramik • Ceramic • Céramique 📄 16 - 21 **WURBON®** • WURBON® • WURBON® 📄 85 - 89

SPK-Schneidplatte SPK Insert Plaquette SPK	ISO	SPK-Bestellnummer SPK ref. no. N° de réf. SPK	Ersatzteile • Spare parts • Pièces de rechange		
					
CN . N 09 03 .. 	CCLN L 2525 M 09 - 3 CCLN R 2525 M 09 - 3	710.24.391.02	70.91.11.493.0	70.91.00.160.0	70.91.22.166.0
		710.23.391.02	70.91.11.493.0	70.91.00.160.0	70.91.22.166.0
CN . N 09 04 .. 	CCLN L 2525 M 09 - 4 CCLN R 2525 M 09 - 4	710.24.391.03	70.91.11.493.0	70.91.00.160.0	70.91.22.161.0
		710.23.391.03	70.91.11.493.0	70.91.00.160.0	70.91.22.161.0

CRDN □ 2525
CRDN □ 3225






Drehwerkzeuge
Tools for turning
Porte-outils pour le tournage



N Neutralausführung
Neutral model
Modèle symétrique

SPK-Schneidplatte SPK insert Plaquette SPK	Schaft Shank Corps	Abmessungen • Dimensions • Dimensions (mm)					
		h=h ₁	b	l ₁	l ₂	f	h ₂
RN . N 09	2525	25	25	150	27	12,5	36
	3225	32	25	170	27	12,5	43

Schnittdatenempfehlungen • Cutting data recommendations • *Recommandations de conditions de coupe*
Keramik • Ceramic • *Céramique* 📄 16 - 21 **WURBON®** • WURBON® • WURBON® 📄 85 - 89

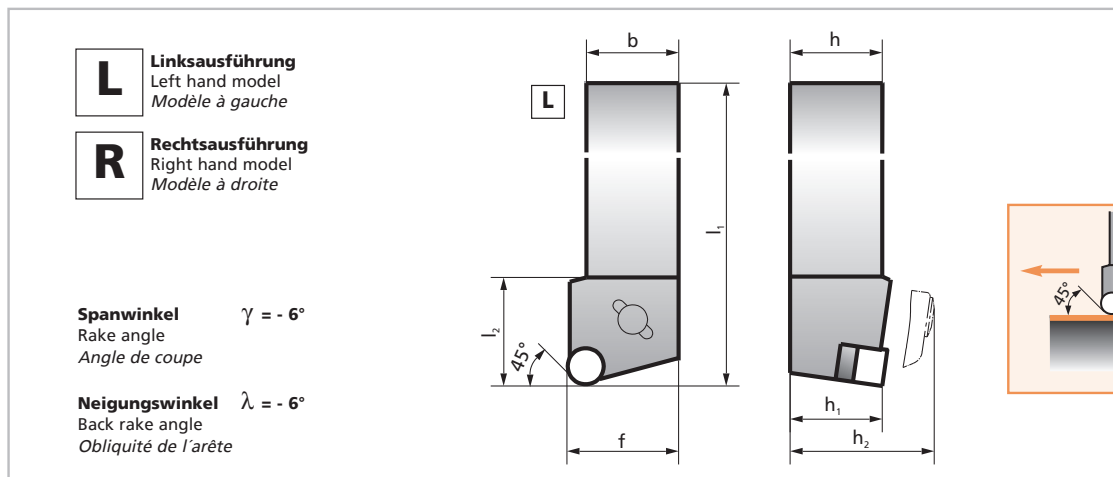
SPK-Schneidplatte SPK Insert Plaquette SPK	ISO	SPK-Bestellnummer SPK ref. no. N° de réf. SPK	Ersatzteile • Spare parts • Pièces de rechange		
					
RN . N 09 03 00 	CRDN N 2525 M 09 - 3 CRDN N 3225 P 09 - 3	710.46.303.02 710.46.304.02	70.91.11.091.0 70.91.11.091.0		70.91.53.484.0 70.91.53.484.0
RN . N 09 04 00 	CRDN N 2525 M 09 - 4 CRDN N 3225 P 09 - 4	710.46.303.03 710.46.304.03	70.91.11.091.0 70.91.11.091.0		70.91.53.420.0 70.91.53.420.0

Drehwerkzeuge

Tools for turning
Porte-outils pour le tournage

CRSN □ 2525

CRSN □ 3225

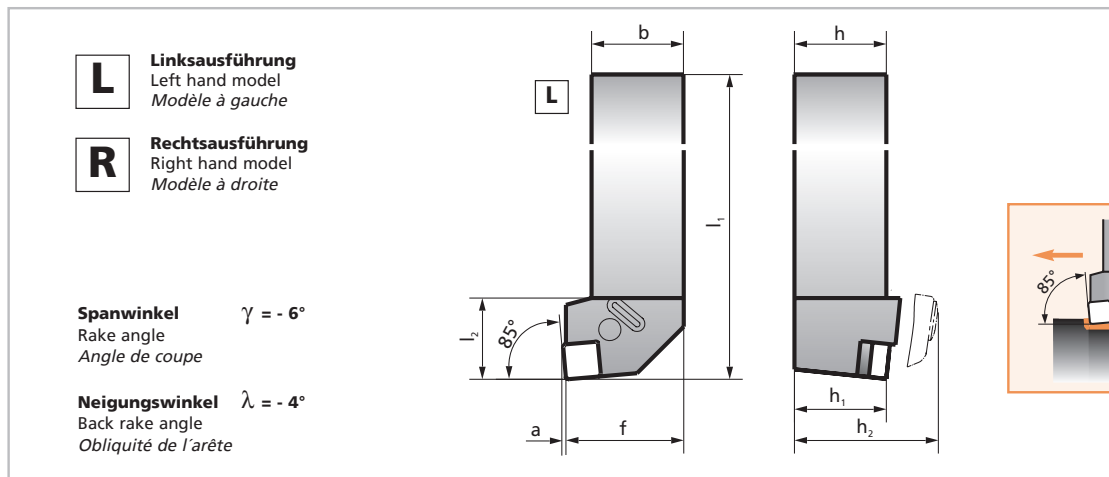


SPK-Schneidplatte SPK insert Plaquette SPK	Schaft Shank Corps	Abmessungen • Dimensions • Dimensions (mm)					
		h=h ₁	b	l ₁	l ₂	f	h ₂
RN . N 09	2525	25	25	150	26	32	36
	3225	32	25	170	26	32	43

Schnittdatenempfehlungen • Cutting data recommendations • *Recommandations de conditions de coupe*






Keramik • Ceramic • Céramique 16 - 21 **WURBON®** • WURBON® • WURBON® 85 - 89

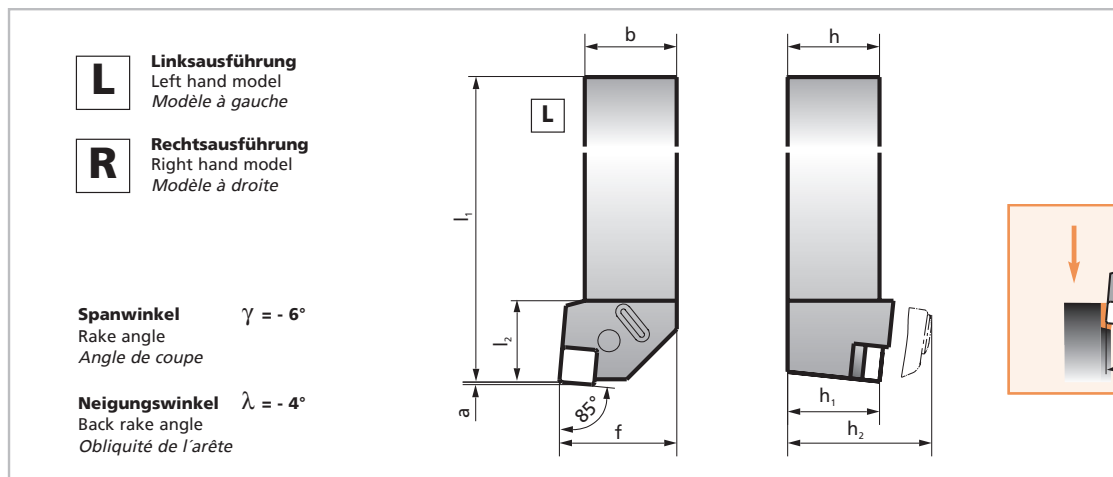
SPK-Schneidplatte SPK Insert Plaquette SPK	ISO	SPK-Bestellnummer SPK ref. no. N° de réf. SPK	Ersatzteile • Spare parts • Pièces de rechange		
RN . N 09 03 00 	CRSN L 2525 M 09 - 3	710.44.303.02	70.91.11.091.0		70.91.53.484.0
	CRSN R 2525 M 09 - 3	710.43.303.02	70.91.11.091.0		70.91.53.484.0
	CRSN L 3225 P 09 - 3	710.44.304.02	70.91.11.091.0		70.91.53.484.0
	CRSN R 3225 P 09 - 3	710.43.304.02	70.91.11.091.0		70.91.53.484.0
RN . N 09 04 00 	CRSN L 2525 M 09 - 4	710.44.303.03	70.91.11.091.0		70.91.53.420.0
	CRSN R 2525 M 09 - 4	710.43.303.03	70.91.11.091.0		70.91.53.420.0
	CRSN L 3225 P 09 - 4	710.44.304.03	70.91.11.091.0		70.91.53.420.0
	CRSN R 3225 P 09 - 4	710.43.304.03	70.91.11.091.0		70.91.53.420.0



SPK-Schneidplatte SPK insert Plaquette SPK	Schaft Shank Corps	Abmessungen • Dimensions • Dimensions (mm)						
		h=h ₁	b	l ₁	l ₂	f	h ₂	a
SN . N 09	2525	25	25	150	24	32	38	0,76

Schnittdatenempfehlungen • Cutting data recommendations • *Recommandations de conditions de coupe*
Keramik • Ceramic • *Céramique* 📄 16 - 21 **WURBON®** • WURBON® • WURBON® 📄 85 - 89

SPK-Schneidplatte SPK Insert Plaquette SPK	ISO	SPK-Bestellnummer SPK ref. no. N° de réf. SPK	Ersatzteile • Spare parts • Pièces de rechange		
					
SN . N 09 03 .. 	CSXN L 2525 M 09 - 3 CSXN R 2525 M 09 - 3	710.04.363.02 710.03.363.02	70.91.11.493.0 70.91.11.493.0	70.91.00.160.0 70.91.00.160.0	70.91.53.014.0 70.91.53.014.0
SN . N 09 04 .. 	CSXN L 2525 M 09 - 4 CSXN R 2525 M 09 - 4	710.04.363.03 710.03.363.03	70.91.11.493.0 70.91.11.493.0	70.91.00.160.0 70.91.00.160.0	70.91.53.013.0 70.91.53.013.0



SPK-Schneidplatte SPK insert Plaquette SPK	Schaft Shank Corps	Abmessungen • Dimensions • Dimensions (mm)						
		h=h ₁	b	l ₁	l ₂	f	h ₂	a
SN . N 09 ...	2525	25	25	150	24	32	38	0,76

Schnittdatenempfehlungen • Cutting data recommendations • *Recommandations de conditions de coupe*
Keramik • Ceramic • Céramique 16 - 21 **WURBON®** • WURBON® • WURBON® 85 - 89

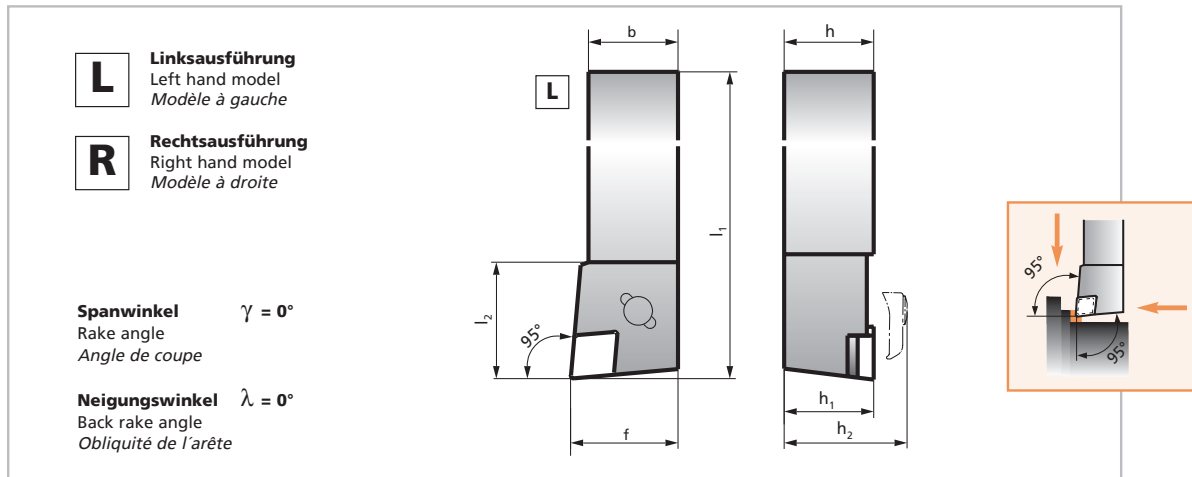
SPK-Schneidplatte SPK Insert Plaquette SPK	ISO	SPK-Bestellnummer SPK ref. no. N° de réf. SPK	Ersatzteile • Spare parts • Pièces de rechange		
SN . N 09 03 .. 	CSYN L 2525 M 09 - 3 CSYN R 2525 M 09 - 3	710.04.365.02 710.03.365.02	70.91.11.493.0 70.91.11.493.0	70.91.00.160.0 70.91.00.160.0	70.91.53.014.0 70.91.53.014.0
SN . N 09 04 .. 	CSYN L 2525 M 09 - 4 CSYN R 2525 M 09 - 4	710.04.365.03 710.03.365.03	70.91.11.493.0 70.91.11.493.0	70.91.00.160.0 70.91.00.160.0	70.91.53.013.0 70.91.53.013.0

Drehwerkzeuge positiv
Tools positiv for turning
Porte-outils positifs pour le tournage



IKS-Drehwerkzeuge positiv
 IKS Tools positive for turning
 Porte-outils IKS positifs pour le tournage

CCLC □ 2525
 CCLC □ 3225



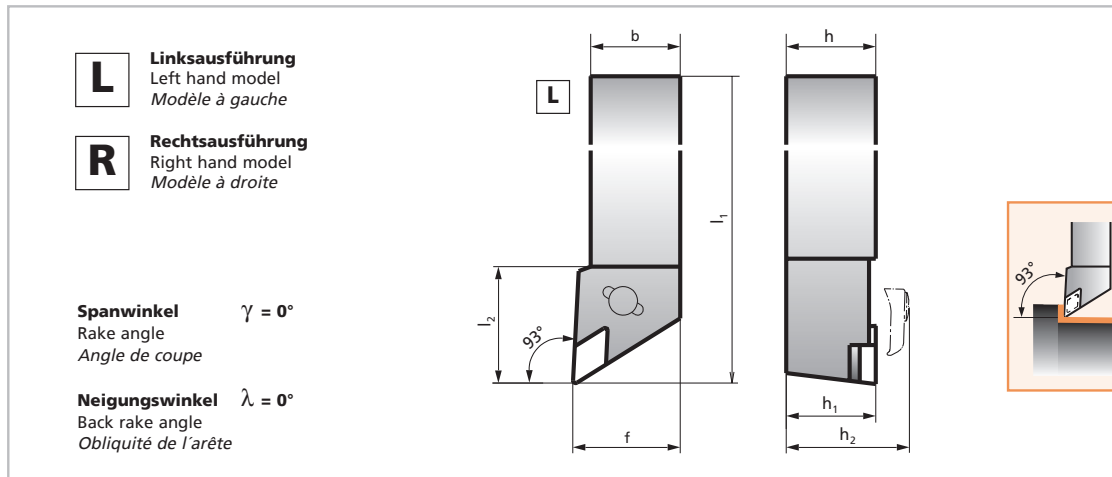
SPK-Schneidplatte SPK insert Plaquette SPK	Schaft Shank Corps	Abmessungen • Dimensions • Dimensions (mm)						
		h=h ₁	b	l ₁	l ₂	f	h ₂	D _{min}
CC . . 12 . . .	2525	25	25	150	35	32	40	300
	3225	32	25	170	35	32	47	350

Schnittdatenempfehlungen • Cutting data recommendations • *Recommandations de conditions de coupe*
Keramik • Ceramic • Céramique 16 - 21

SPK-Schneidplatte SPK Insert Plaquette SPK	ISO	SPK-Bestellnummer SPK ref. no. N° de réf. SPK	Ersatzteile • Spare parts • Pièces de rechange		
CC . N 12 04 .. 	CCLC L 2525 M 12 - IC 4	711.28.002.04	70.91.15.002.0		70.91.22.146.0
	CCLC R 2525 M 12 - IC 4	711.27.002.04	70.91.15.002.0		70.91.22.146.0
	CCLC L 3225 P 12 - IC 4	711.28.004.04	70.91.15.002.0		70.91.22.146.0
	CCLC R 3225 P 12 - IC 4	711.27.004.04	70.91.15.002.0		70.91.22.146.0
	CCLC L 2525 M 12 - ID 4	711.28.002.02	70.91.15.005.0		70.91.22.146.0
	CCLC R 2525 M 12 - ID 4	711.27.002.02	70.91.15.005.0		70.91.22.146.0
	CCLC L 3225 P 12 - ID 4	711.28.004.02	70.91.15.005.0		70.91.22.146.0
	CCLC R 3225 P 12 - ID 4	711.27.004.02	70.91.15.005.0		70.91.22.146.0
CC . X 12 06 .. 	CCLC L 2525 M 12 - IX 6	711.28.002.05	70.91.11.316.0		70.91.22.143.0
	CCLC R 2525 M 12 - IX 6	711.27.002.05	70.91.11.316.0		70.91.22.143.0
	CCLC L 3225 P 12 - IX 6	711.28.004.05	70.91.11.316.0		70.91.22.143.0
	CCLC R 3225 P 12 - IX 6	711.27.004.05	70.91.11.316.0		70.91.22.143.0






CDJC □ 2525
CDJC □ 3225

IKS-Drehwerkzeuge positiv
IKS Tools positive for turning
Porte-outils IKS positifs pour le tournage



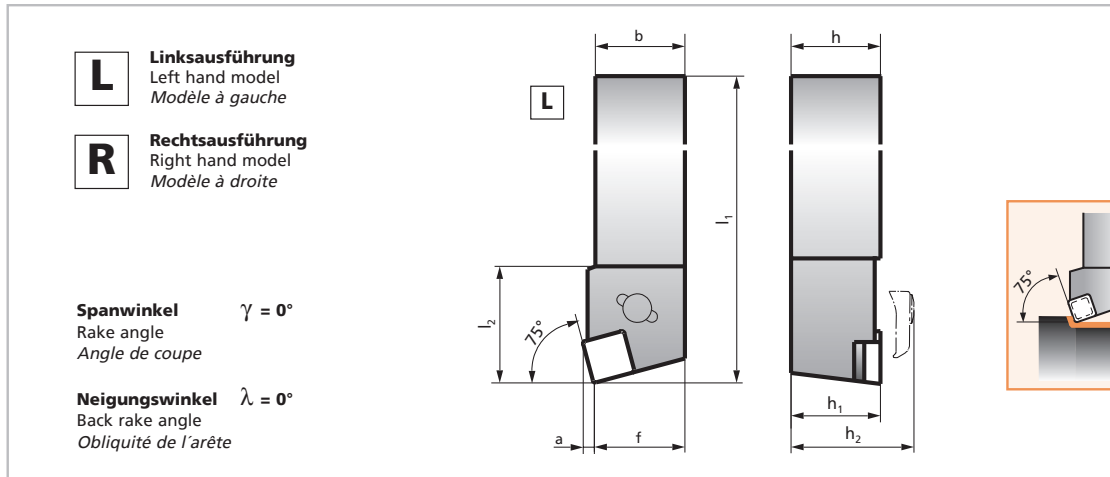
SPK-Schneidplatte SPK insert <i>Plaquette SPK</i>	Schaft Schank <i>Corps</i>	Abmessungen • Dimensions • Dimensions (mm)						
		h=h ₁	b	l ₁	l ₂	f	h ₂	D _{min}
DC .. 15	2525	25	25	150	38	32	40	300
	3225	32	25	170	38	32	47	350

Schnittdatenempfehlungen • Cutting data recommendations • *Recommandations de conditions de coupe*
Keramik • Ceramic • *Céramique* 16 - 21

SPK-Schneidplatte SPK Insert <i>Plaquette SPK</i>	ISO	SPK-Bestellnummer SPK ref. no. <i>N° de réf. SPK</i>	Ersatzteile • Spare parts • <i>Pièces de rechange</i>		
					
	DC . N 15 07 ..	CDJC L 2525 M 15 - IC 7	711.28.006.03	70.91.15.011.0	70.91.22.148.0
		CDJC R 2525 M 15 - IC 7	711.27.006.03	70.91.15.010.0	70.91.22.148.0
		CDJC L 3225 P 15 - IC 7	711.28.007.03	70.91.15.011.0	70.91.22.148.0
		CDJC R 3225 P 15 - IC 7	711.27.007.03	70.91.15.010.0	70.91.22.148.0
		CDJC L 2525 M 15 - ID 7	711.28.006.01	70.91.15.005.0	70.91.22.148.0
		CDJC R 2525 M 15 - ID 7	711.27.006.01	70.91.15.005.0	70.91.22.148.0
		CDJC L 3225 P 15 - ID 7	711.28.007.01	70.91.15.005.0	70.91.22.148.0
		CDJC R 3225 P 15 - ID 7	711.27.007.01	70.91.15.005.0	70.91.22.148.0
	DC . X 15 06 ..	CDJC L 2525 M 15 - IX 6	711.28.006.05	70.91.11.332.0	70.91.22.149.0
		CDJC R 2525 M 15 - IX 6	711.27.006.05	70.91.11.332.0	70.91.22.149.0
		CDJC L 3225 P 15 - IX 6	711.28.007.05	70.91.11.332.0	70.91.22.149.0
		CDJC R 3225 P 15 - IX 6	711.27.007.05	70.91.11.332.0	70.91.22.149.0

IKS-Drehwerkzeuge positiv
 IKS Tools positive for turning
 Porte-outils IKS positifs pour le tournage

CSRC □ 2525
 CSRC □ 3225



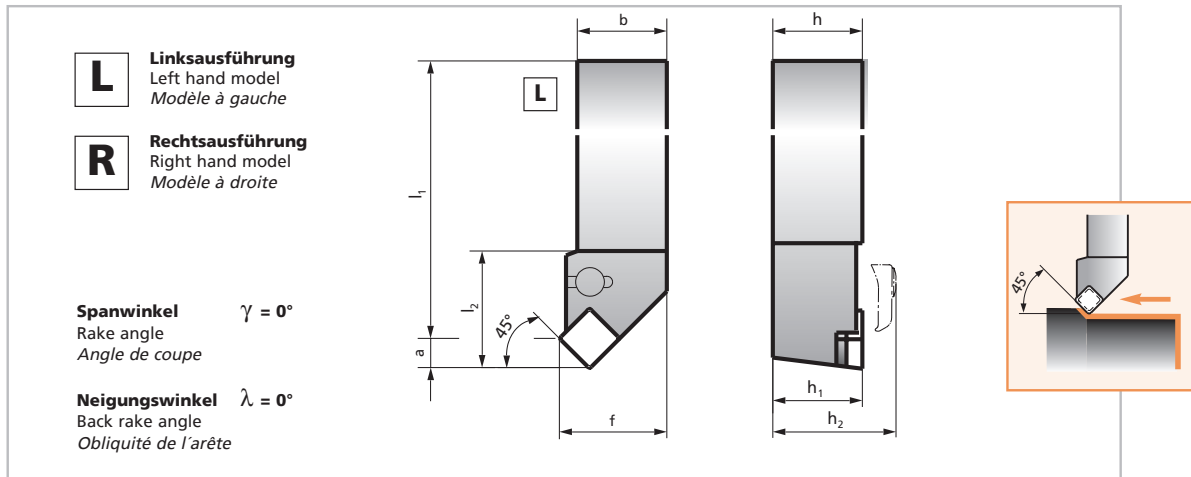
SPK-Schneidplatte SPK insert Plaquette SPK	Schaft Schank Corps	Abmessungen • Dimensions • Dimensions (mm)							
		h=h ₁	b	l ₁	l ₂	f	h ₂	a	D _{min}
SC . . 12 . . .	2525	25	25	150	32	27	40	3,06	300
	3225	32	25	170	32	27	47	3,06	350

Schnittdatenempfehlungen • Cutting data recommendations • *Recommandations de conditions de coupe*
Keramik • Ceramic • Céramique 16 - 21

SPK-Schneidplatte SPK Insert Plaquette SPK	ISO	SPK-Bestellnummer SPK ref. no. N° de réf. SPK	Ersatzteile • Spare parts • Pièces de rechange		
	CSRC L 2525 M 12 - IC 4 CSRC R 2525 M 12 - IC 4 CSRC L 3225 P 12 - IC 4 CSRC R 3225 P 12 - IC 4 CSRC L 2525 M 12 - ID 4 CSRC R 2525 M 12 - ID 4 CSRC L 3225 P 12 - ID 4 CSRC R 3225 P 12 - ID 4	711.08.007.04	70.91.15.004.0		70.91.22.145.0
		711.07.007.04	70.91.15.003.0		70.91.22.145.0
		711.08.009.04	70.91.15.004.0		70.91.22.145.0
		711.07.009.04	70.91.15.003.0		70.91.22.145.0
		711.08.007.02	70.91.15.005.0		70.91.22.145.0
		711.07.007.02	70.91.15.005.0		70.91.22.145.0
		711.08.009.02	70.91.15.005.0		70.91.22.145.0
		711.07.009.02	70.91.15.005.0		70.91.22.145.0
	CSRC L 2525 M 12 - IX 6 CSRC R 2525 M 12 - IX 6 CSRC L 3225 P 12 - IX 6 CSRC R 3225 P 12 - IX 6	711.08.007.05	70.91.11.316.0		70.91.22.144.0
		711.07.007.05	70.91.11.316.0		70.91.22.144.0
		711.08.009.05	70.91.11.316.0		70.91.22.144.0
		711.07.009.05	70.91.11.316.0		70.91.22.144.0






CSSC □ 2525
 CSSC □ 3225

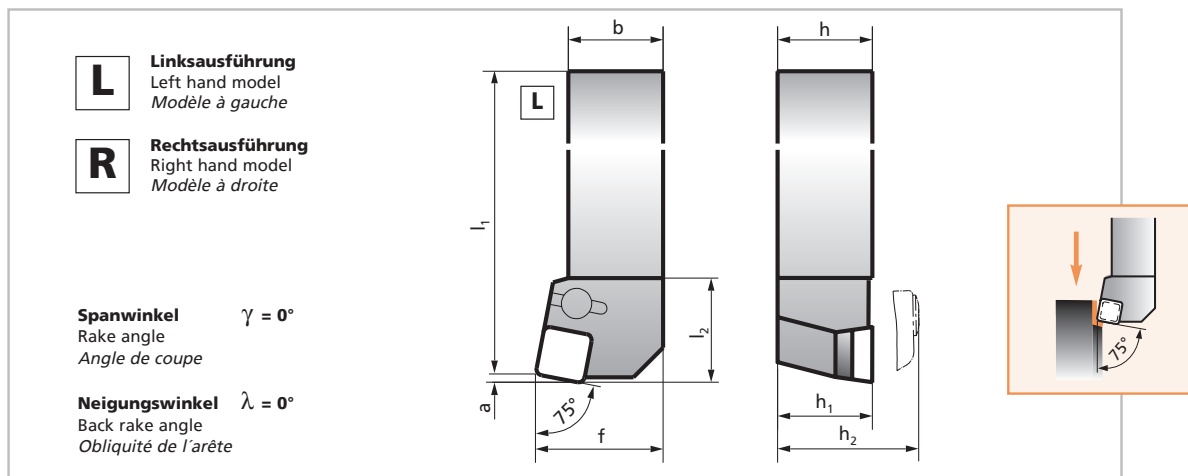
IKS-Drehwerkzeuge positiv
 IKS Tools positive for turning
 Porte-outils IKS positifs pour le tournage



SPK-Schneidplatte SPK insert Plaquette SPK	Schaft Schank Corps	Abmessungen • Dimensions • Dimensions (mm)							
		h=h ₁	b	l ₁	l ₂	f	h ₂	a	D _{min}
SC . . 12 . . .	2525	25	25	150	35	32	40	8,32	300
	3225	32	25	170	35	32	47	8,32	350





Schnittdatenempfehlungen • Cutting data recommendations • *Recommandations de conditions de coupe*
Keramik • Ceramic • *Céramique* 16 - 21

SPK-Schneidplatte SPK Insert Plaquette SPK	ISO	SPK-Bestellnummer SPK ref. no. N° de réf. SPK	Ersatzteile • Spare parts • Pièces de rechange		
					
SC . N 12 04 .. 	CSSC L 2525 M 12 - IC 4	711.08.003.04	70.91.15.004.0		70.91.22.145.0
	CSSC R 2525 M 12 - IC 4	711.07.003.04	70.91.15.003.0		70.91.22.145.0
	CSSC L 3225 P 12 - IC 4	711.08.005.04	70.91.15.004.0		70.91.22.145.0
	CSSC R 3225 P 12 - IC 4	711.07.005.04	70.91.15.003.0		70.91.22.145.0
	CSSC L 2525 M 12 - ID 4	711.08.003.02	70.91.15.005.0		70.91.22.145.0
	CSSC R 2525 M 12 - ID 4	711.07.003.02	70.91.15.005.0		70.91.22.145.0
	CSSC L 3225 P 12 - ID 4	711.08.005.02	70.91.15.005.0		70.91.22.145.0
	CSSC R 3225 P 12 - ID 4	711.07.005.02	70.91.15.005.0		70.91.22.145.0
SC . X 12 06 .. 	CSSC L 2525 M 12 - IX 6	711.08.003.05	70.91.11.316.0		70.91.22.144.0
	CSSC R 2525 M 12 - IX 6	711.07.003.05	70.91.11.316.0		70.91.22.144.0
	CSSC L 3225 P 12 - IX 6	711.08.005.05	70.91.11.316.0		70.91.22.144.0
	CSSC R 3225 P 12 - IX 6	711.07.005.05	70.91.11.316.0		70.91.22.144.0



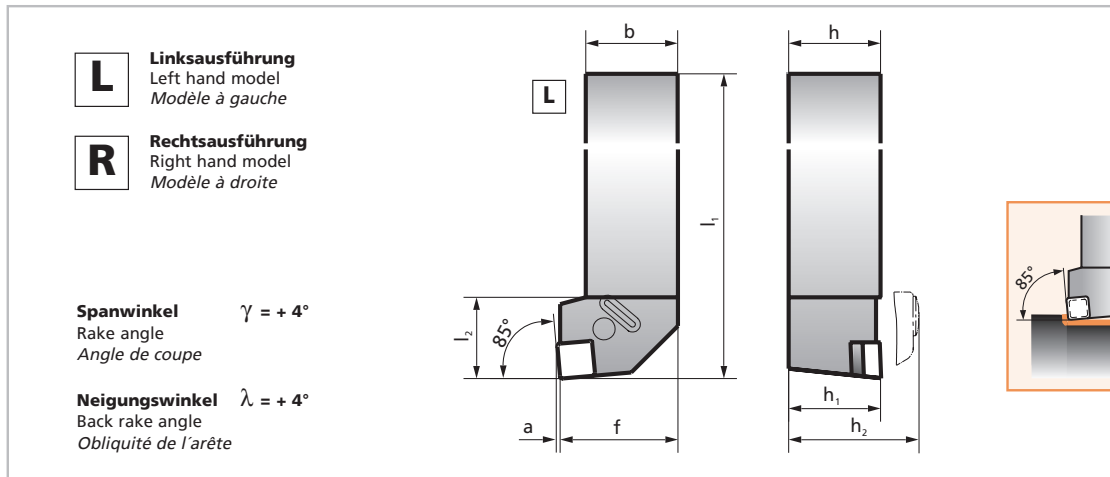
SPK-Schneidplatte SPK insert Plaquette SPK	Schaft Schank Corps	Abmessungen • Dimensions • Dimensions (mm)						
		h=h ₁	b	l ₁	l ₂	f	h ₂	a
SC . . 12 . . .	2525	25	25	150	28	32	40	3,06

Schnittdatenempfehlungen • Cutting data recommendations • *Recommandations de conditions de coupe*
Keramik • Ceramic • Céramique 16 - 21

SPK-Schneidplatte SPK Insert Plaquette SPK	ISO	SPK-Bestellnummer SPK ref. no. N° de réf. SPK	Ersatzteile • Spare parts • Pièces de rechange		
SC . N 12 04 . . . 	CSKC L 2525 M 12 CSKC R 2525 M 12	710.08.304.03 710.07.304.03	 70.91.11.230.0 70.91.11.230.0	 70.91.00.048.0 70.91.00.048.0	 70.91.53.060.0 70.91.53.060.0






CSXC □ 2525
CSXC □ 3225

Drehwerkzeuge positiv
Tools positive for turning
Porte-outils positifs pour le tournage



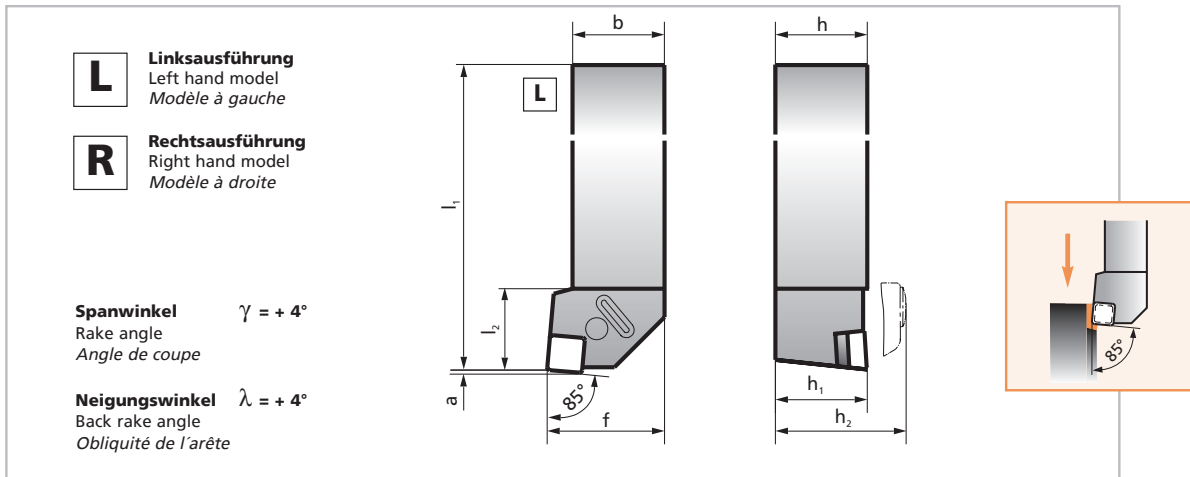
SPK-Schneidplatte SPK insert Plaquette SPK	Schaft Schank Corps	Abmessungen • Dimensions • Dimensions (mm)						
		h=h ₁	b	l ₁	l ₂	f	h ₂	a
SC .. 09 ..	2525	25	25	150	24	32	39	0,76
	3225	32	25	170	24	32	42	0,76

Schnittdatenempfehlungen • Cutting data recommendations • *Recommandations de conditions de coupe*
Keramik • Ceramic • Céramique 16 - 21 **WURBON®** • WURBON® • WURBON® 85 - 89

SPK-Schneidplatte SPK Insert Plaquette SPK	ISO	SPK-Bestellnummer SPK ref. no. N° de réf. SPK	Ersatzteile • Spare parts • Pièces de rechange		
					
SC . N 09 03 .. 	CSXC L 2525 M 09 - 3	710.08.023.02	70.91.11.493.0	70.91.00.160.0	70.91.23.602.0
	CSXC R 2525 M 09 - 3	710.07.023.02	70.91.11.493.0	70.91.00.160.0	70.91.23.602.0
	CSXC L 3225 P 09 - 3	710.08.024.02	70.91.11.493.0	70.91.00.160.0	70.91.23.602.0
	CSXC R 3225 P 09 - 3	710.07.024.02	70.91.11.493.0	70.91.00.160.0	70.91.23.602.0
SC . N 09 04 .. 	CSXC L 2525 M 09 - 4	710.08.023.03	70.91.11.493.0	70.91.00.160.0	70.91.53.011.0
	CSXC R 2525 M 09 - 4	710.07.023.03	70.91.11.493.0	70.91.00.160.0	70.91.53.011.0
	CSXC L 3225 P 09 - 4	710.08.024.03	70.91.11.493.0	70.91.00.160.0	70.91.53.011.0
	CSXC R 3225 P 09 - 4	710.07.024.03	70.91.11.493.0	70.91.00.160.0	70.91.53.011.0






Drehwerkzeuge positiv
Tools positive for turning
Porte-outils positifs pour le tournage

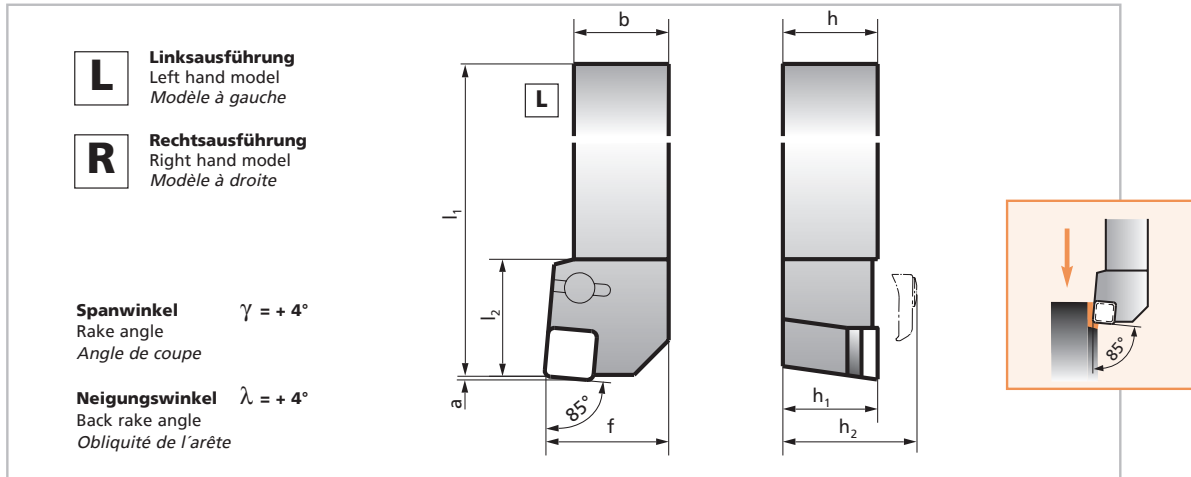
CSYC □ 2525
CSYC □ 3225



SPK-Schneidplatte SPK insert <i>Plaquette SPK</i>	Schaft Schank <i>Corps</i>	Abmessungen • Dimensions • Dimensions (mm)						
		h=h ₁	b	l ₁	l ₂	f	h ₂	a
SC . . 09 . . .	2525	25	25	150	24	32	39	0,76
	3225	32	25	170	24	32	44	0,76





Schnittdatenempfehlungen • Cutting data recommendations • *Recommandations de conditions de coupe*
Keramik • Ceramic • *Céramique* 16 - 21 **WURBON®** • WURBON® • WURBON® 85 - 89

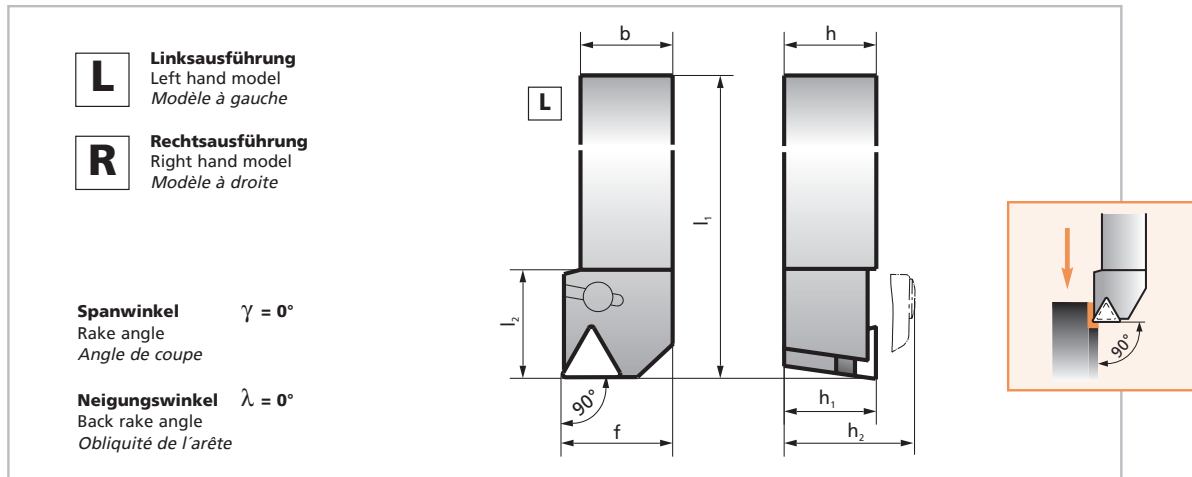
SPK-Schneidplatte SPK Insert <i>Plaquette SPK</i>	ISO	SPK-Bestellnummer SPK ref. no. <i>N° de réf. SPK</i>	Ersatzteile • Spare parts • <i>Pièces de rechange</i>		
					
	CSYC L 2525 M 09 - 3	710.08.025.02	70.91.11.493.0	70.91.00.160.0	70.91.23.602.0
	CSYC R 2525 M 09 - 3	710.07.025.02	70.91.11.493.0	70.91.00.160.0	70.91.23.602.0
	CSYC L 3225 P 09 - 3	710.08.026.02	70.91.11.493.0	70.91.00.160.0	70.91.23.602.0
	CSYC R 3225 P 09 - 3	710.07.026.02	70.91.11.493.0	70.91.00.160.0	70.91.23.602.0
	CSYC L 2525 M 09 - 4	710.08.025.03	70.91.11.493.0	70.91.00.160.0	70.91.53.011.0
	CSYC R 2525 M 09 - 4	710.07.025.03	70.91.11.493.0	70.91.00.160.0	70.91.53.011.0
	CSYC L 3225 P 09 - 4	710.08.026.03	70.91.11.493.0	70.91.00.160.0	70.91.53.011.0
	CSYC R 3225 P 09 - 4	710.07.026.03	70.91.11.493.0	70.91.00.160.0	70.91.53.011.0



SPK-Schneidplatte SPK insert Plaquette SPK	Schaft Schank Corps	Abmessungen • Dimensions • Dimensions (mm)						
		h=h ₁	b	l ₁	l ₂	f	h ₂	a
SC . . 12 . . .	2525	25	25	150	27	32	36	1,03

Schnittdatenempfehlungen • Cutting data recommendations • *Recommandations de conditions de coupe*
Keramik • Ceramic • *Céramique* 16 - 21

SPK-Schneidplatte SPK Insert Plaquette SPK	ISO	SPK-Bestellnummer SPK ref. no. N° de réf. SPK	Ersatzteile • Spare parts • Pièces de rechange		
					
SC . N 12 04 .. 	CSYC L 2525 M 12	710.08.020.03	70.91.11.091.0		70.91.53.060.0
	CSYC R 2525 M 12	710.07.020.03	70.91.11.091.0		70.91.53.060.0

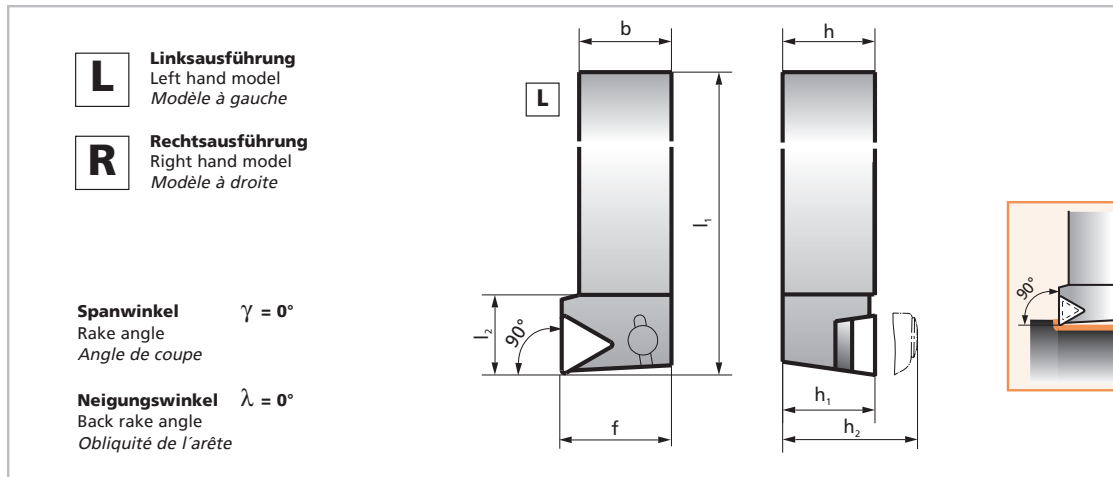


SPK-Schneidplatte SPK insert Plaquette SPK	Schaft Schank Corps	Abmessungen • Dimensions • Dimensions (mm)					
		h=h ₁	b	l ₁	l ₂	f	h ₂
TC . N 16 .. .	2525	25	25	150	27	32	39

Schnittdatenempfehlungen • Cutting data recommendations • *Recommandations de conditions de coupe*
Keramik • Ceramic • Céramique 16 - 21

SPK-Schneidplatte SPK Insert Plaquette SPK	ISO	SPK-Bestellnummer SPK ref. no. N° de réf. SPK	Ersatzteile • Spare parts • Pièces de rechange		
TC . N 16 04 .. 	CTFC L 2525 M 16	710.18.304.03	70.91.11.229.0 70.91.11.230.0**	70.91.00.049.0	70.91.53.131.0
	CTFC R 2525 M 16	710.17.304.03	70.91.11.229.0 70.91.11.230.0**	70.91.00.050.0	70.91.53.131.0

** Spannelement für kurzspanende Werkstoffe
Clamp element for short chips materials
Élément de serrage pour matériaux à copeaux courts



SPK-Schneidplatte SPK insert Plaquette SPK	Schaft Schank Corps	Abmessungen • Dimensions • Dimensions (mm)					
		h=h ₁	b	l ₁	l ₂	f	h ₂
TC . N 16	2525	25	25	150	22	32	39

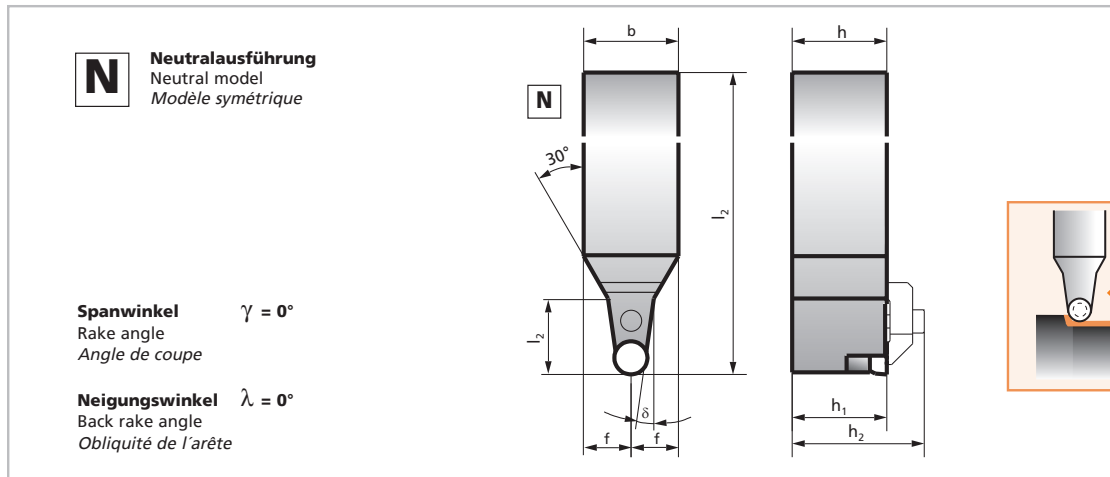
Schnittdatenempfehlungen • Cutting data recommendations • *Recommandations de conditions de coupe*
Keramik • Ceramic • *Céramique* 16 - 21

SPK-Schneidplatte SPK Insert Plaquette SPK	ISO	SPK-Bestellnummer SPK ref. no. N° de réf. SPK	Ersatzteile • Spare parts • Pièces de rechange		
TC . N 16 04 .. 	CTGC L 2525 M 16	710.18.302.03	70.91.11.229.0 70.91.11.230.0**	70.91.00.050.0	70.91.53.131.0
	CTGC R 2525 M 16	710.17.302.03	70.91.11.229.0 70.91.11.230.0**	70.91.00.049.0	70.91.53.131.0

** Spannelement für kurzspanende Werkstoffe
Clamp element for short chips materials
Élément de serrage pour matériaux à copeaux courts








Drehwerkzeuge positiv
Tools positive for turning
Porte-outils positifs pour le tournage

CRDC □ 2525
CRDC □ 3225



SPK-Schneidplatte SPK insert Plaquette SPK	Schaft Shank Corps	Abmessungen • Dimensions • Dimensions (mm)						
		$h=h_1$	b	l_1	l_2	f	h_2	δ
RC . N 09 07 00	2525	25	25	150	20	12,5	36	8°
	3225	32	25	170	20	12,5	36	8°
RC . N 12 07 00	2525	25	25	150	25	12,5	36	0°
	3225	32	25	170	25	12,5	36	0°
RC . N 15 07 00	2525	25	25	150	30	12,5	37	8°
	3225	32	25	170	30	12,5	37	8°
RC . N 19 07 00	2525	25	25	150	42	12,5	37	0°
	3225	32	25	170	42	12,5	37	0°

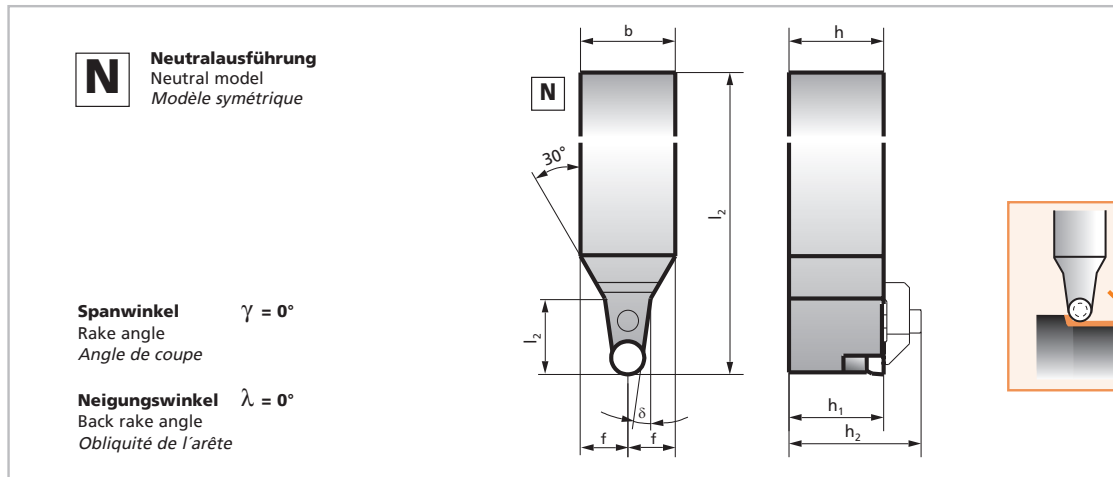
Schnittdatenempfehlungen • Cutting data recommendations • *Recommandations de conditions de coupe*
Keramik • Ceramic • Céramique 16 - 21

SPK-Schneidplatte SPK Insert Plaquette SPK	ISO	SPK-Bestellnummer SPK ref. no. N° de réf. SPK	Ersatzteile • Spare parts • Pièces de rechange		
					
RC . N 09 07 00 	CRDC N 2525 M 09	710.45.001.05	70.91.11.236.0		70.91.53.461.0*
	CRDC N 3225 P 09	710.45.004.05	70.91.11.236.0		70.91.53.461.0*
RC . N 12 07 00 	CRDC N 2525 M 12	710.45.002.05	70.91.11.285.0		70.91.53.462.0*
	CRDC N 3225 P 12	710.45.003.05	70.91.11.285.0		70.91.53.462.0*
RC . N 15 07 00 	CRDC N 2525 M 15	710.45.005.07	70.91.11.232.0		70.91.53.446.0*
	CRDC N 3225 P 15	710.45.006.07	70.91.11.232.0		70.91.53.446.0*
RC . N 19 07 00 	CRDC N 3225 P 19	710.45.007.07	70.91.11.233.0		70.91.53.473.0*

*Stützplatte muß separat bestellt werden • *Shim must be ordered separately • *Plaquette d'assise doit être commandée séparément

CRDC □ 2525
CRDC □ 3225

Drehwerkzeuge positiv
Tools positive for turning
Porte-outils positifs pour le tournage



SPK-Schneidplatte SPK insert Plaquette SPK	Schaft Shank Corps	Abmessungen • Dimensions • Dimensions (mm)						
		h=h ₁	b	l ₁	l ₂	f	h ₂	δ
RC . X 09 07 00	2525	25	25	150	20	12,5	36	8°
	3225	32	25	170	20	12,5	36	8°
RC . X 12 07 00	2525	25	25	150	25	12,5	36	0°
	3225	32	25	170	25	12,5	36	0°
RC . X 15 10 00	2525	25	25	150	30	12,5	37	8°
	3225	32	25	170	30	12,5	37	8°
RC . X 19 10 00	2525	25	25	150	42	12,5	37	0°
	3225	32	25	170	42	12,5	37	0°

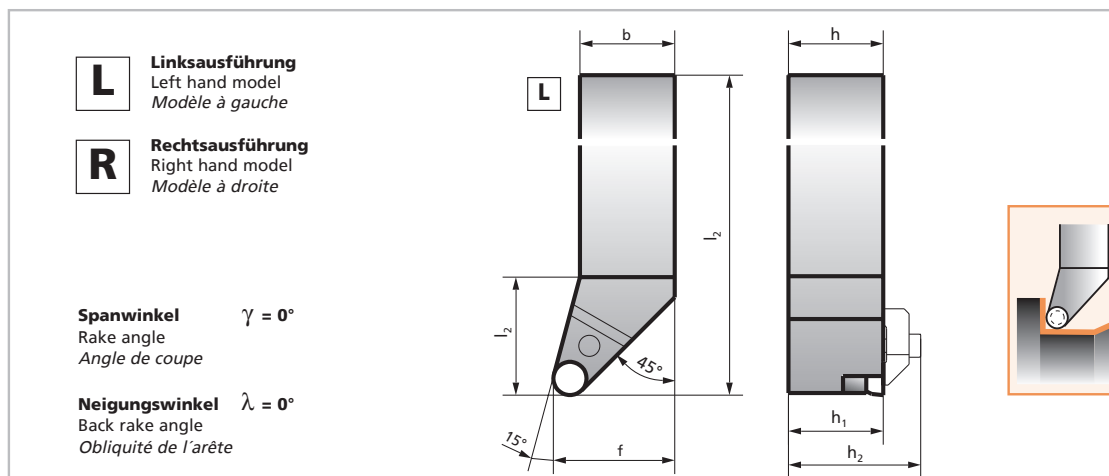
Schnittdatenempfehlungen • Cutting data recommendations • *Recommandations de conditions de coupe*

Keramik • Ceramic • *Céramique* 16 - 21

SPK-Schneidplatte SPK Insert Plaquette SPK	ISO	SPK-Bestellnummer SPK ref. no. N° de réf. SPK	Ersatzteile • Spare parts • Pièces de rechange		
RC . X 09 07 00 	CRDC N 2525 M 09	710.45.001.05		70.91.11.236.0	
	CRDC N 3225 P 09	710.45.004.05			
RC . X 12 07 00 	CRDC N 2525 M 12	710.45.002.05		70.91.11.285.0	
	CRDC N 3225 P 12	710.45.003.05			
RC . X 15 10 00 	CRDC N 2525 M 15	710.45.005.07		70.91.11.232.0	
	CRDC N 3225 P 15	710.45.006.07			
RC . X 19 10 00 	CRDC N 3225 P 19	710.45.007.07		70.91.11.233.0	







Drehwerkzeuge positiv
Tools positive for turning
Porte-outils positifs pour le tournage

CRGC □ 2525
CRGC □ 3225



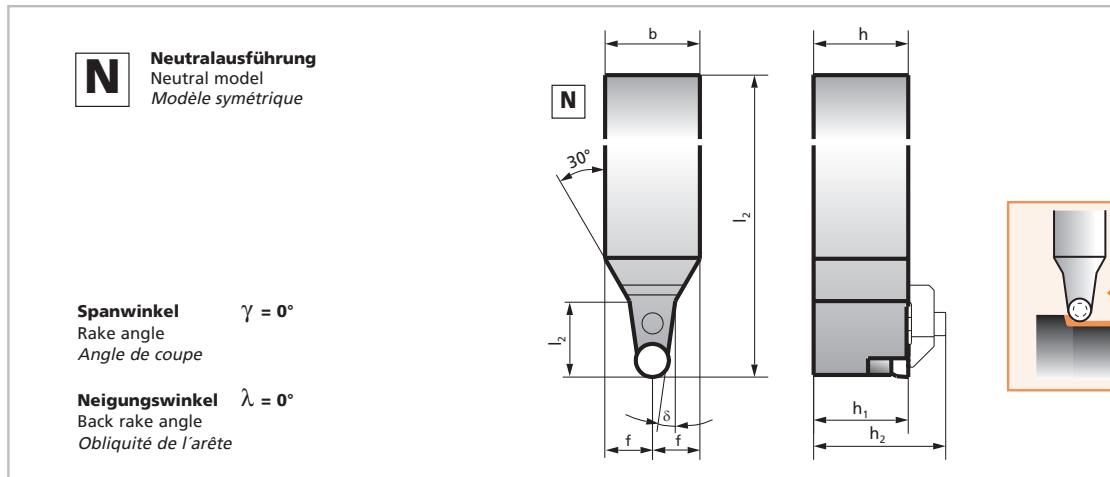
SPK-Schneidplatte SPK insert <i>Plaquette SPK</i>	Schaft Shank <i>Corps</i>	Abmessungen • Dimensions • Dimensions (mm)					
		h=h ₁	b	l ₁	l ₂	f	h ₂
RC . X 09 07 00	2525	25	25	150	28	32	36
	3225	32	25	170	28	32	43
RC . X 12 07 00	2525	25	25	150	33	32	36
	3225	32	25	170	33	32	43
RC . X 15 10 00	3225	32	25	170	35	32	44

Schnittdatenempfehlungen • Cutting data recommendations • *Recommandations de conditions de coupe*
Keramik • Ceramic • *Céramique* 16 - 21

SPK-Schneidplatte SPK Insert <i>Plaquette SPK</i>	ISO	SPK-Bestellnummer SPK ref. no. <i>N° de réf. SPK</i>	Ersatzteile • Spare parts • <i>Pièces de rechange</i>		
					
RC . X 09 07 00 	CRGC L 2525 M 09	710.48.001.05	70.91.11.230.0		70.91.53.444.0
	CRGC R 2525 M 09	710.47.001.05	70.91.11.230.0		70.91.53.444.0
	CRGC R 3225 P 09	710.47.004.05	70.91.11.230.0		70.91.53.444.0
	CRGC L 3225 P 09	710.48.004.05	70.91.11.230.0		70.91.53.444.0
RC . X 12 07 00 	CRGC L 2525 M 12	710.48.002.05	70.91.11.232.0		70.91.53.450.0
	CRGC R 2525 M 12	710.47.002.05	70.91.11.232.0		70.91.53.450.0
	CRGC L 3225 P 12	710.48.003.05	70.91.11.232.0		70.91.53.450.0
	CRGC R 3225 P 12	710.47.003.05	70.91.11.232.0		70.91.53.450.0
RC . X 15 10 00 	CRGC L 3225 P 15	710.48.006.07	70.91.11.232.0		70.91.53.428.0
	CRGC R 3225 P 15	710.47.006.07	70.91.11.232.0		70.91.53.428.0

CRXB 2525
 CRXB 3225
 CRXB 4040

Drehwerkzeuge positiv
 Tools positive for turning
 Porte-outils positifs pour le tournage



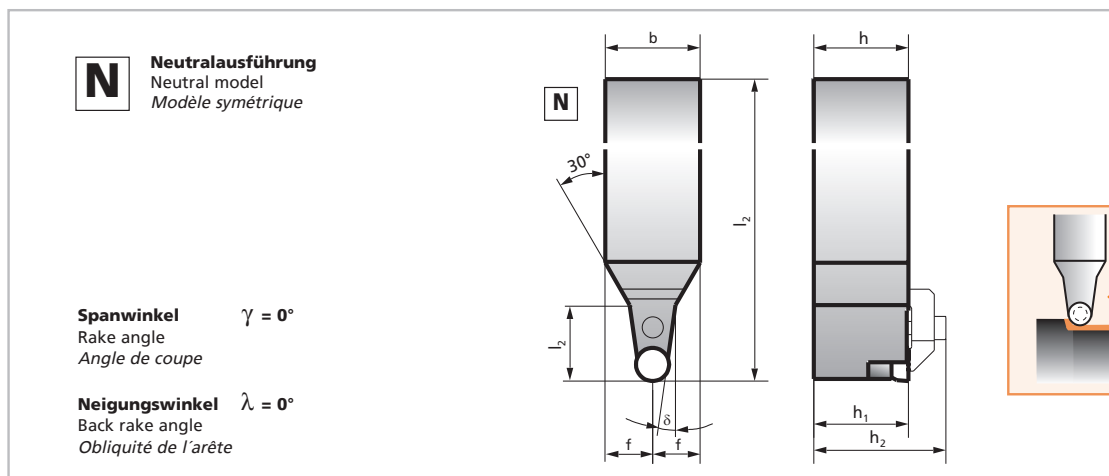
SPK-Schneidplatte SPK insert Plaquette SPK	Schaft Shank Corps	Abmessungen • Dimensions • Dimensions (mm)					
		h=h ₁	b	l ₁	l ₂	f	h ₂
RB . N 06 04 MO	2525	25	25	150	20	12,5	37
	3225	32	25	170	20	12,5	44
RB . N 07 04 MO	2525	25	25	150	20	12,5	37
	3225	32	25	170	20	12,5	44
RB . N 08 04 MO	2525	25	25	150	20	12,5	37
	3225	32	25	170	20	12,5	44
RB . N 10 07 MO	2525	25	25	150	25	12,5	40
	3225	32	25	170	25	12,5	47
	4040	40	40	400	25	20,0	55

Schnittdatenempfehlungen • Cutting data recommendations • *Recommandations de conditions de coupe*
 Keramik • Ceramic • Céramique 16 - 21 WURBON® • WURBON® • WURBON® 85 - 89

SPK-Schneidplatte SPK Insert Plaquette SPK	ISO	SPK-Bestellnummer SPK ref. no. N° de réf. SPK	Ersatzteile • Spare parts • Pièces de rechange		
RB . N 06 04 MO 	CRXB N 2525 M 06 - 4	710.45.009.03			
	CRXB N 3225 P 06 - 4	710.45.010.03	70.91.11.348.0		70.91.23.141.0
RB . N 07 04 MO 	CRXB N 2525 M 07 - 4	710.45.012.03	70.91.11.348.0		70.91.23.142.0
	CRXB N 3225 P 07 - 4	710.45.013.03	70.91.11.348.0		70.91.23.142.0
RB . N 08 04 MO 	CRXB N 2525 M 08 - 4	710.45.015.03	70.91.11.349.0		70.91.23.157.0
	CRXB N 3225 P 08 - 4	710.45.016.03	70.91.11.349.0		70.91.23.157.0
RB . N 10 07 MO 	CRXB N 2525 M 10 - 7	710.45.018.05	70.91.11.349.0		70.91.23.158.0
	CRXB N 3225 P 10 - 7	710.45.019.05	70.91.11.349.0		70.91.23.158.0
	CRXB N 4040 V 10 - 7	710.45.020.05	70.91.11.349.0		70.91.23.158.0

Drehwerkzeuge positiv
Tools positive for turning
Porte-outils positifs pour le tournage

CRXB 2525
CRXB 3225
CRXB 4040



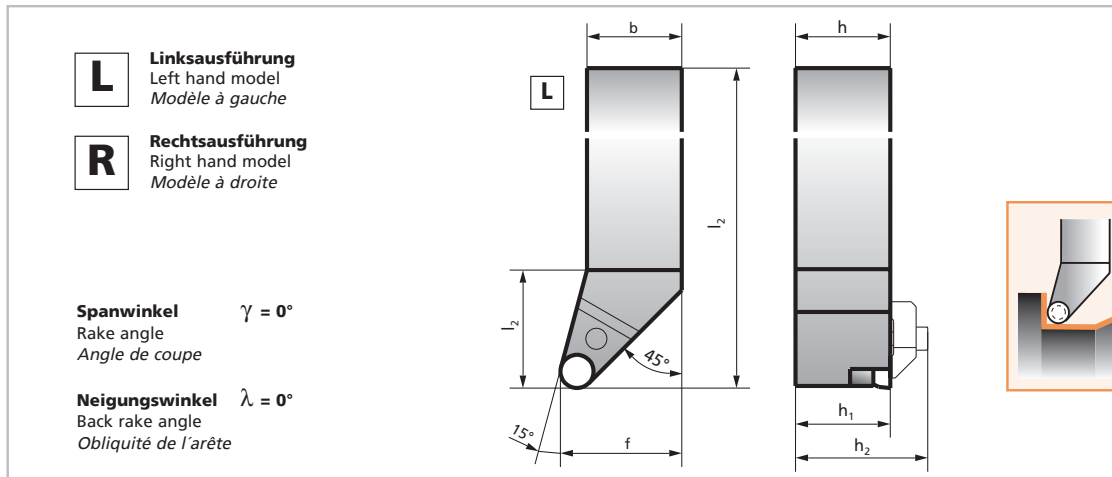
SPK-Schneidplatte SPK insert <i>Plaquette SPK</i>	Schaft Shank <i>Corps</i>	Abmessungen • Dimensions • Dimensions (mm)					
		h=h ₁	b	l ₁	l ₂	f	h ₂
RB . N 12 07 MO	2525	25	25	150	25	12,5	40
	3225	32	25	170	25	12,5	47
	4040	40	40	400	25	20,0	55
RB . N 16 07 MO	3225	32	25	170	25	12,5	47
	4040	40	40	400	25	20,0	55
RB . N 20 07 MO	3225	32	25	170	35	12,5	53
	4040	40	40	400	35	20,0	61
RB . N 25 07 MO	3225	32	25	170	35	12,5	53
	4040	40	40	400	35	20,0	61

Schnittdatenempfehlungen • Cutting data recommendations • *Recommandations de conditions de coupe*
Keramik • Ceramic • *Céramique* 16 - 21 **WURBON®** • WURBON® • WURBON® 85 - 89

SPK-Schneidplatte SPK Insert <i>Plaquette SPK</i>	ISO	SPK-Bestellnummer SPK ref. no. <i>N° de réf. SPK</i>	Ersatzteile • Spare parts • <i>Pièces de rechange</i>		
RB . N 12 07 MO 	CRXB N 2525 M 12 - 7	710.45.042.05	70.91.11.456.0 70.91.11.456.0 70.91.11.456.0	70.91.23.631.0 70.91.23.631.0 70.91.23.631.0	
	CRXB N 3225 P 12 - 7	710.45.043.05			
	CRXB N 4040 V 12 - 7	710.45.044.05			
RB . N 16 07 MO 	CRXB N 3225 P 16 - 7	710.45.045.05	70.91.11.456.0 70.91.11.456.0	70.91.23.644.0 70.91.23.644.0	
	CRXB N 4040 V 16 - 7	710.45.046.05			
RB . N 20 07 MO 	CRXB N 3225 P 20 - 7	710.45.047.05	70.91.11.455.0 70.91.11.455.0	70.91.23.680.0 70.91.23.680.0	
	CRXB N 4040 V 20 - 7	710.45.048.05			
RB . N 25 07 MO 	CRXB N 3225 P 25 - 7	710.45.049.05	70.91.11.455.0 70.91.11.455.0	70.91.23.681.0 70.91.23.681.0	
	CRXB N 4040 V 25 - 7	710.45.050.05			







CRGB □ 3225

Drehwerkzeuge positiv
Tools positive for turning
Porte-outils positifs pour le tournage



SPK-Schneidplatte SPK insert Plaquette SPK	Schaft Shank Corps	Abmessungen • Dimensions • Dimensions (mm)					
		h=h ₁	b	l ₁	l ₂	f	h ₂
RB . N 12 07 MO	3225	32	25	170	33	32	47
RB . N 16 07 MO	3225	32	25	170	35	32	47
RB . N 20 07 MO	3225	32	25	170	42	32	53

Schnittdatenempfehlungen • Cutting data recommendations • *Recommandations de conditions de coupe*
Keramik • Ceramic • Céramique 16 - 21 **WURBON®** • WURBON® • WURBON® 85 - 89

SPK-Schneidplatte SPK Insert Plaquette SPK	ISO	SPK-Bestellnummer SPK ref. no. N° de réf. SPK	Ersatzteile • Spare parts • Pièces de rechange		
					
RB . N 12 07 MO 	CRGB L 3225 P 12 - 7 CRGB R 3225 P 12 - 7	710.48.022.05 710.47.022.05	70.91.11.456.0 70.91.11.456.0		70.91.23.631.0 70.91.23.631.0
RB . N 16 07 MO 	CRGB L 3225 P 16 - 7 CRGB R 3225 P 16 - 7	710.48.023.05 710.47.023.05	70.91.11.456.0 70.91.11.456.0		70.91.23.644.0 70.91.23.644.0
RB . N 20 07 MO 	CRGB L 3225 P 20 - 7 CRGB R 3225 P 20 - 7	710.48.024.05 710.47.024.05	70.91.11.455.0 70.91.11.455.0		70.91.23.680.0 70.91.23.680.0



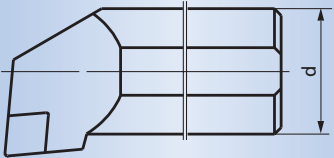


Bezeichnungssystem für Ausdrehwerkzeuge nach ISO 6261

Designation system for boring tools ISO 6261

Système de dénomination ISO 6261 pour porte-outils l'alésage intérieur

S **Vollstahl**
Solid steel
Acier plein

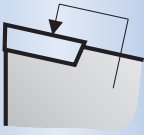


Kennzahl für Schaftdurchmesser.
Bei einstelliger Kennzahl wird eine 0 vorangestellt.
Code for shank diameter. A 0 precedes single-digit code.
Code pour diamètre de queue. Au cas où le code n'a qu'un chiffre, celui-ci est précédé d'un 0.

z.B. Kennzahl · e.g. code · exemple code

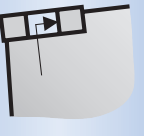
40 ➔ **d = 40mm**

C



Von oben geklemmt
Top clamping
Fixation par bride

P



Über Bohrung geklemmt
Hole clamping
Fixation par goupille

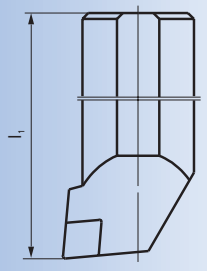
Schaftausführung
Shank type
Construction du corps d'outil

Schaftdurchmesser
Shank diameter
Diamètre du corps d'outil

Schneidplattenbefestigung
Insert clamping
Fixation de plaquette








S 40 T - C C

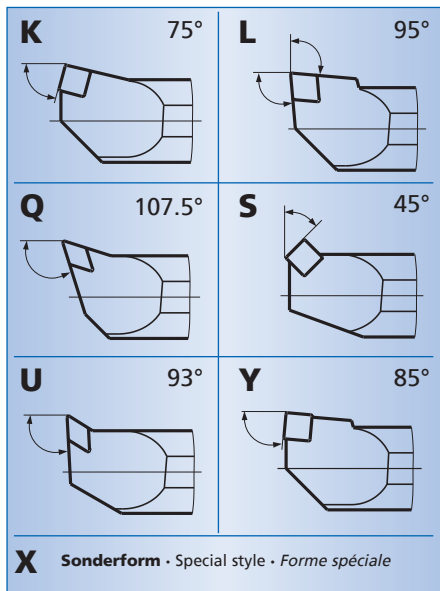
Werkzeuglänge
Tool length
Longueur d'outil



	I₁ mm
R	200
S	250
T	300
U	350

Plattenform
Insert shape
Forme de plaquette

C 	D 
E 	R 
S 	T 
V 	



Halterform
Tool style
Forme de porte-outil

Inkreis Inscribed circle Cercle inscrit	d		T		C		E		D	
	mm	s	60°	80°	75°	55°				
	9,52		16							
	12,70	12		12	13	15				
	15,88	15								

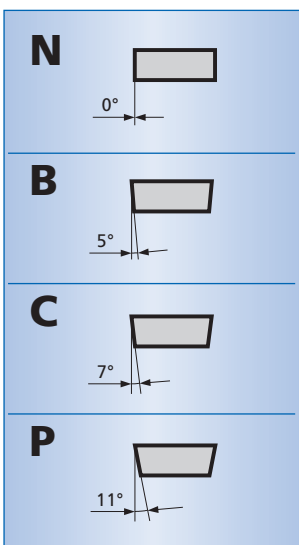
Plattengröße
Insert size
Grandeur de la plaquette

Kennzahl Index Code	s mm
3	3,18
4	4,76
6	6,35
7	7,94

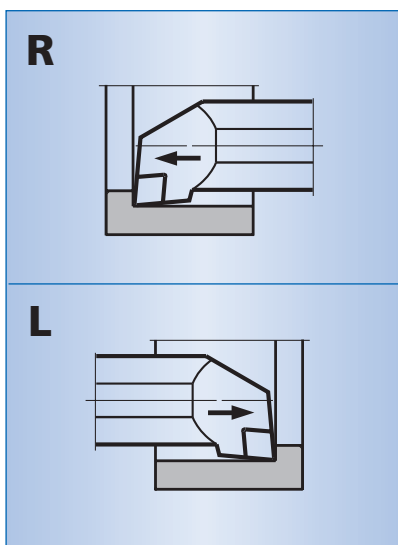
Plattendicke
Insert thickness
Épaisseur de la plaquette

L N R 12 - IX 7

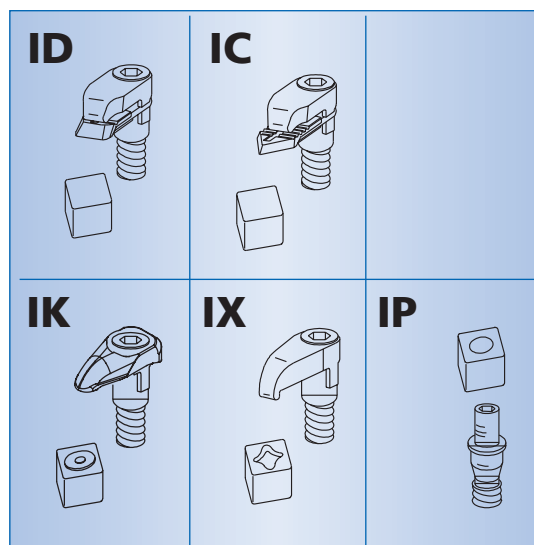
**Normal-Freiwinkel der
Schneidplatte**
Insert normal clearance
Angle de dépouille



Schneidrichtung
Cutting direction
Direction de coupe



Klemmart
Clamping system
Système de serrage



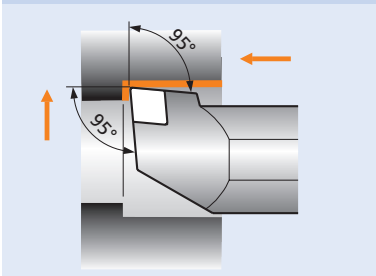
Inhaltsverzeichnis Ausdrehwerkzeuge

Contents boring tools

Table des matières porte-outils pour l'alésage

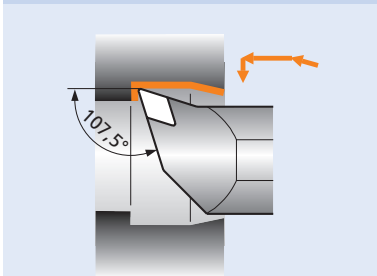
IKS-Ausdrehwerkzeuge · IKS-Boring tools · Porte-outils IKS pour l'alésage

S32S - CCLN L / R
S40T / S50U - CCLN L / R
S40T / S50U - PCLN L / R



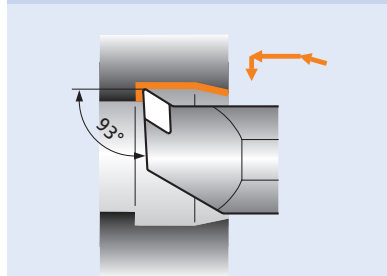
Seite · Page 70-72

S32S - CDQN L / R
S40T / S50U - CDQN L / R
S40T / S50U - PDQN L / R



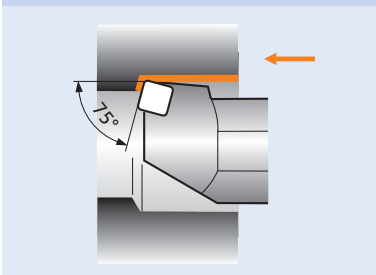
Seite · Page 73-75

S32S - CDUN L / R
S40T / S50U - CDUN L / R
S40T / S50U - PDUN L / R



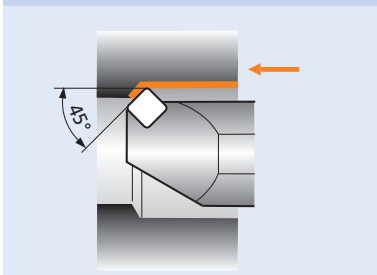
Seite · Page 76-78

S32S - CSKN L / R
S40T / S50U - CSKN L / R
S40T / S50U - PSKN L / R



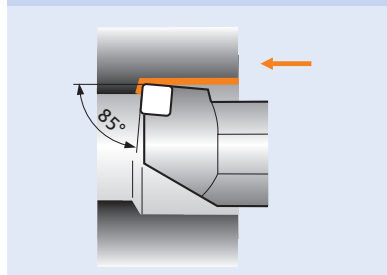
Seite · Page 79-81

S32S - CSSN L / R
S40T / S50U - CSSN L / R
S40T / S50U - PSSN L / R



Seite · Page 82-84

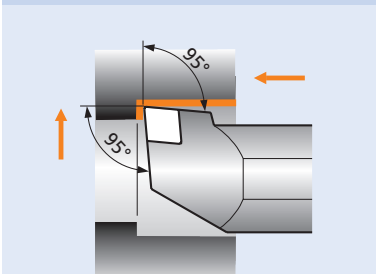
S32S - CSYN L / R
S40T / S50U - CSYN L / R
S40T / S50U - PSYN L / R



Seite · Page 85-87

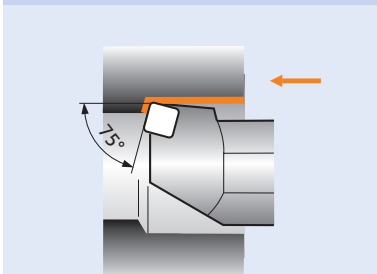
Ausdrehwerkzeuge · Boring tools · Porte-outils pour l'alésage

CCLN L / R 40
CCLN L / R 50



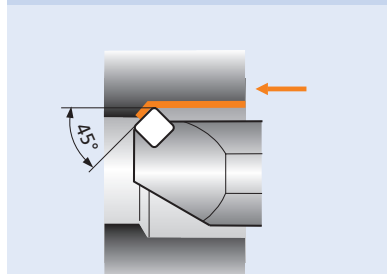
Seite · Page 88

CSKN L / R 40
CSKN L / R 50



Seite · Page 89

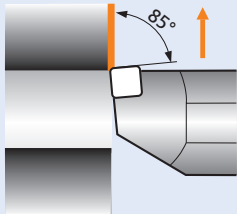
CSSN L / R 40 -P
CSSN L / R 50 -P



Seite · Page 90

Inhaltsverzeichnis Ausdrehwerkzeuge
 Contents boring tools
 Table des matières porte-outils pour l'alésage

CSXN L / R 40 -P
CSXN L / R 50 -P

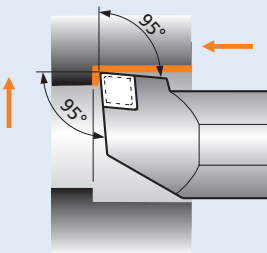


Seite • Page

91

Ausdrehwerkzeuge positiv • Boring tools positive • Porte-outils positifs pour l'alésage

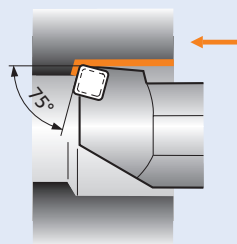
S40T - CCLC L / R
S50U - CCLC L / R



Seite • Page

92

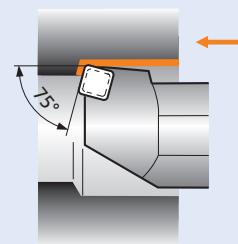
CSKC L / R 32



Seite • Page

93

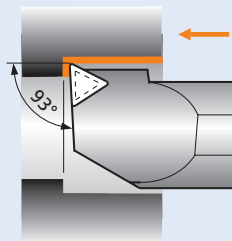
CSKP L / R 25



Seite • Page

94

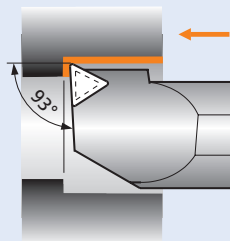
CTUC L / R 32



Seite • Page

95

CTUP L / R 25



Seite • Page

96

IKS-Ausdrehwerkzeuge

IKS Boring tools

Porte-outils IKS pour l'alésage

S32S - CCLN □

L Linksausführung
Left hand model
Modèle à gauche

R Rechtsausführung
Right hand model
Modèle à droite

Spanwinkel $\gamma = -4^\circ$
Rake angle
Angle de coupe

Schnittdatenempfehlungen
Cutting data recommendations
Recommandations de conditions de coupe

Keramik • Ceramic • Céramique 16 - 21
WURBON® • WURBON® • WURBON® 85 - 89

SPK-Schneidplatte SPK insert Plaquette SPK	Schaft Shank Corps	Abmessungen • Dimensions • Dimensions (mm)							
		d	h ₁	l ₁	l ₂	f	h	λ	D _{min}
CN . X 12 ...	∅ 32	32	15	250	40	22	30	-12°	40

SPK-Schneidplatte SPK Insert Plaquette SPK	ISO	SPK-Bestellnummer SPK ref. no. N° de réf. SPK	Ersatzteile • Spare parts • Pièces de rechange		
IKS - PRO 	S 32 S - CCLN L 12 - IK 7 S 32 S - CCLN R 12 - IK 7	751.24.009.25	70.91.11.716.6		
		751.23.009.25	70.91.11.716.6		
	S 32 S - CCLN L 12 - IX 7 S 32 S - CCLN R 12 - IX 7	751.24.009.05	70.91.11.316.0		
		751.23.009.05	70.91.11.316.0		

S40T - CCLN
S40T - PCLN

IKS-Ausdrehwerkzeuge
IKS Boring tools
Porte-outils IKS pour l'alésage

L **Linksausführung**
Left hand model
Modèle à gauche

R **Rechtsausführung**
Right hand model
Modèle à droite

Spanwinkel $\gamma = -6^\circ$
Rake angle
Angle de coupe

Schnittdatenempfehlungen
Cutting data recommendations
Recommandations de conditions de coupe

Keramik • Ceramic • Céramique 📄 16 - 21
Cermet • Cermet • Cermet 📄 59 - 67
WURBON® • WURBON® • WURBON® 📄 85 - 89

SPK-Schneidplatte SPK insert Plaquette SPK	Schaft Shank Corps	Abmessungen • Dimensions • Dimensions (mm)								
		d	h ₁	l ₁	l ₂	f	f ₁	h	λ	D _{min}
CN . . 12 . . .	Ø 40	40	18,5	300	35	27	33	37	-12°	70

SPK-Schneidplatte SPK Insert Plaquette SPK	ISO	SPK-Bestellnummer SPK ref. no. N° de réf. SPK	Ersatzteile • Spare parts • Pièces de rechange		
CN . N 12 04 .. 	S 40 T - CCLN L 12 - IC 4 S 40 T - CCLN R 12 - IC 4 S 40 T - CCLN L 12 - ID 4 S 40 T - CCLN R 12 - ID 4	751.24.001.04	70.91.15.004.0	70.91.22.015.0	
		751.23.001.04	70.91.15.003.0	70.91.22.015.0	
		751.24.001.02	70.91.15.005.0	70.91.22.015.0	
		751.23.001.02	70.91.15.005.0	70.91.22.015.0	
CN . N 12 07 .. 	S 40 T - CCLN L 12 - IC 7 S 40 T - CCLN R 12 - IC 7 S 40 T - CCLN L 12 - ID 7 S 40 T - CCLN R 12 - ID 7	751.24.001.03	70.91.15.004.0	70.91.22.014.0	
		751.23.001.03	70.91.15.003.0	70.91.22.014.0	
		751.24.001.01	70.91.15.005.0	70.91.22.014.0	
		751.23.001.01	70.91.15.005.0	70.91.22.014.0	
IKS - PRO	CN . X 12 04 .. 	751.24.001.29	70.91.11.716.6	70.91.22.015.0	
		751.23.001.29	70.91.11.716.6	70.91.22.015.0	
	CN . X 12 07 .. 	751.24.001.25	70.91.11.716.6	70.91.22.014.0	
		751.23.001.25	70.91.11.716.6	70.91.22.014.0	
CN . X 12 07 .. 	S 40 T - CCLN L 12 - IX 7 S 40 T - CCLN R 12 - IX 7	751.24.001.05	70.91.11.316.0	70.91.22.014.0	
	751.23.001.05	70.91.11.316.0	70.91.22.014.0		
CN . A 12 04 .. 	S 40 T - PCLN L 12 - IP 4 S 40 T - PCLN R 12 - IP 4	751.24.001.08	70.91.15.005.0		70.91.26.009.6
	751.23.001.08	70.91.15.005.0		70.91.26.009.6	

IKS-Ausdrehwerkzeuge

IKS Boring tools

Porte-outils IKS pour l'alésage

S50U - CCLN
S50U - PCLN

L Linksausführung
Left hand model
Modèle à gauche

R Rechtsausführung
Right hand model
Modèle à droite

Spanwinkel $\gamma = -6^\circ$
Rake angle
Angle de coupe

Schnittdatenempfehlungen
Cutting data recommendations
Recommandations de conditions de coupe

Keramik • Ceramic • Céramique 16 - 21
Cermet • Cermet • Cermet 59 - 67
WURBON® • WURBON® • WURBON® 85 - 89

SPK-Schneidplatte SPK insert Plaquette SPK	Schaft Shank Corps	Abmessungen • Dimensions • Dimensions (mm)								
		d	h ₁	l ₁	l ₂	f	f ₁	h	λ	D _{min}
CN . . 12	∅ 50	50	23,5	350	38	32	38	47	-12°	70

SPK-Schneidplatte SPK Insert Plaquette SPK	ISO	SPK-Bestellnummer SPK ref. no. N° de réf. SPK	Ersatzteile • Spare parts • Pièces de rechange		
CN . N 12 04 .. CN . N 12 07 .. 	S 50 U - CCLN L 12 - IC 4 S 50 U - CCLN R 12 - IC 4 S 50 U - CCLN L 12 - ID 4 S 50 U - CCLN R 12 - ID 4	751.24.002.04	70.91.15.004.0	70.91.22.015.0	
		751.23.002.04	70.91.15.003.0	70.91.22.015.0	
		751.24.002.02	70.91.15.005.0	70.91.22.015.0	
		751.23.002.02	70.91.15.005.0	70.91.22.015.0	
CN . X 12 04 .. CN . X 12 07 .. 	S 50 U - CCLN L 12 - IK 4 S 50 U - CCLN R 12 - IK 4	751.24.002.03	70.91.15.004.0	70.91.22.014.0	
		751.23.002.03	70.91.15.003.0	70.91.22.014.0	
		751.24.002.01	70.91.15.005.0	70.91.22.014.0	
		751.23.002.01	70.91.15.005.0	70.91.22.014.0	
IKS - PRO CN . X 12 04 .. CN . X 12 07 .. 	S 50 U - CCLN L 12 - IK 4 S 50 U - CCLN R 12 - IK 4	751.24.002.29	70.91.11.716.6	70.91.22.015.0	
		751.23.002.29	70.91.11.716.6	70.91.22.015.0	
		751.24.002.25	70.91.11.716.6	70.91.22.014.0	
		751.23.002.25	70.91.11.716.6	70.91.22.014.0	
CN . X 12 07 .. 	S 50 U - CCLN L 12 - IX 7 S 50 U - CCLN R 12 - IX 7	751.24.002.05	70.91.11.316.0	70.91.22.014.0	
		751.23.002.05	70.91.11.316.0	70.91.22.014.0	
CN . A 12 04 .. 	S 50 U - PCLN L 12 - IP 4 S 50 U - PCLN R 12 - IP 4	751.24.002.08	70.91.15.005.0		70.91.26.009.6
		751.23.002.08	70.91.15.005.0		70.91.26.009.6

S32S - CDQN □

IKS-Ausdrehwerkzeuge
IKS Boring tools
Porte-outils IKS pour l'alésage

L Linksausführung
Left hand model
Modèle à gauche

R Rechtsausführung
Right hand model
Modèle à droite

Spanwinkel $\gamma = -6^\circ$
Rake angle
Angle de coupe

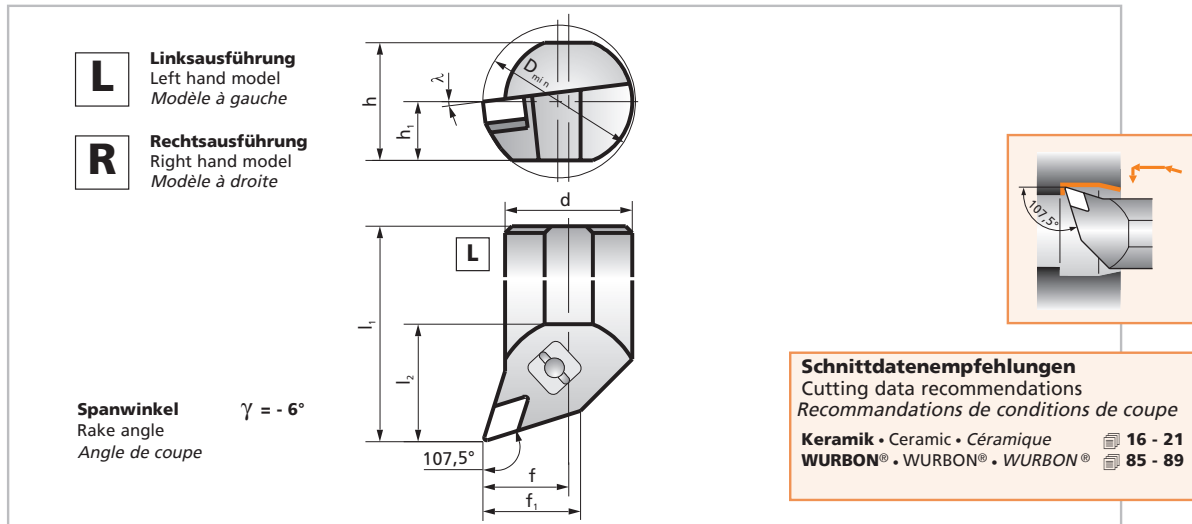
Schnittdatenempfehlungen
Cutting data recommendations
Recommandations de conditions de coupe
Keramik • Ceramic • Céramique 16 - 21

SPK-Schneidplatte SPK insert Plaquette SPK	Schaft Shank Corps	Abmessungen • Dimensions • Dimensions (mm)								
		d	h ₁	l ₁	l ₂	f	f ₁	h	λ	D _{min}
DN . X 12	Ø 32	32	15	250	40	22	30	30	-12°	50

SPK-Schneidplatte SPK Insert Plaquette SPK	ISO	SPK-Bestellnummer SPK ref. no. N° de réf. SPK	Ersatzteile • Spare parts • Pièces de rechange		
	S 32 S - CDQN L 12 - IX 7 S 32 S - CDQN R 12 - IX 7	751.24.013.05		70.91.11.316.0	
		751.23.013.05			

IKS-Ausdrehwerkzeuge
 IKS Boring tools
 Porte-outils IKS pour l'alésage

S40T - CDQN
 S40T - PDQN



SPK-Schneidplatte SPK insert Plaquette SPK	Schaft Shank Corps	Abmessungen • Dimensions • Dimensions (mm)								
		d	h ₁	l ₁	l ₂	f	f ₁	h	λ	D _{min}
DN .. 12	Ø 40	40	18,5	300	50	27	33	37	-12°	70

SPK-Schneidplatte SPK Insert Plaquette SPK	ISO	SPK-Bestellnummer SPK ref. no. N° de réf. SPK	Ersatzteile • Spare parts • Pièces de rechange		
DN . N 12 04 .. 	S 40 T - CDQN L 12 - IC 4 S 40 T - CDQN R 12 - IC 4 S 40 T - CDQN L 12 - ID 4 S 40 T - CDQN R 12 - ID 4	751.24.006.04	70.91.15.014.0	70.91.22.019.0	
		751.23.006.04	70.91.15.013.0	70.91.22.019.0	
		751.24.006.02	70.91.15.001.0	70.91.22.019.0	
		751.23.006.02	70.91.15.001.0	70.91.22.019.0	
DN . N 12 07 .. 	S 40 T - CDQN L 12 - IC 7 S 40 T - CDQN R 12 - IC 7 S 40 T - CDQN L 12 - ID 7 S 40 T - CDQN R 12 - ID 7	751.24.006.03	70.91.15.014.0	70.91.22.018.0	
		751.23.006.03	70.91.15.013.0	70.91.22.018.0	
		751.24.006.01	70.91.15.001.0	70.91.22.018.0	
		751.23.006.01	70.91.15.001.0	70.91.22.018.0	
DN . X 12 07 .. 	S 40 T - CDQN L 12 - IX 7 S 40 T - CDQN R 12 - IX 7	751.24.006.05	70.91.11.316.0	70.91.22.018.0	
		751.23.006.05	70.91.11.316.0	70.91.22.018.0	
DN . A 12 04 	S 40 T - PDQN L 12 - IP 4 S 40 T - PDQN R 12 - IP 4	751.24.006.08	70.91.15.001.0		70.91.26.011.6 70.91.26.011.6
		751.23.006.08	70.91.15.001.0		

S50U - CDQN
S50U - PDQN

IKS-Ausdrehwerkzeuge
IKS Boring tools
Porte-outils IKS pour l'alésage

L Linksausführung
Left hand model
Modèle à gauche

R Rechtsausführung
Right hand model
Modèle à droite

Spanwinkel $\gamma = -6^\circ$
Rake angle
Angle de coupe

Schnittdatenempfehlungen
Cutting data recommendations
Recommandations de conditions de coupe

Keramik • Ceramic • Céramique 16 - 21
Cermet • Cermet • Cermet 59 - 67
WURBON® • WURBON® • WURBON® 85 - 89

SPK-Schneidplatte SPK insert Plaquette SPK	Schaft Shank Corps	Abmessungen • Dimensions • Dimensions (mm)								
		d	h ₁	l ₁	l ₂	f	f ₁	h	λ	D _{min}
DN . . 15	∅ 50	50	23,5	350	67	32	38	47	-12°	70

SPK-Schneidplatte SPK Insert Plaquette SPK	ISO	SPK-Bestellnummer SPK ref. no. N° de réf. SPK	Ersatzteile • Spare parts • Pièces de rechange		
DN . N 15 07 .. 	S 50 U - CDQN L 15 - IC 7 S 50 U - CDQN R 15 - IC 7 S 50 U - CDQN L 15 - ID 7 S 50 U - CDQN R 15 - ID 7	751.24.007.03	70.91.15.011.0	70.91.22.020.0	
		751.23.007.03	70.91.15.010.0	70.91.22.020.0	
		751.24.007.01	70.91.15.005.0	70.91.22.020.0	
		751.23.007.01	70.91.15.005.0	70.91.22.020.0	
DN . X 15 07 .. 	S 50 U - CDQN L 15 - IK 7 S 50 U - CDQN R 15 - IK 7	751.24.007.25	70.91.11.720.6	70.91.22.020.0	
		751.23.007.25	70.91.11.720.6	70.91.22.020.0	
DN . X 15 07 .. 	S 50 U - CDQN L 15 - IX 7 S 50 U - CDQN R 15 - IX 7	751.24.007.05	70.91.11.332.0	70.91.22.020.0	
		751.23.007.05	70.91.11.332.0	70.91.22.020.0	
DN . A 15 04 .. 	S 50 U - PDQN L 15 - IP 4 S 50 U - PDQN R 15 - IP 4	751.24.007.08	70.91.15.005.0		70.91.26.012.6
		751.23.007.08	70.91.15.005.0		70.91.26.012.6
DN . A 15 06 .. 	S 50 U - PDQN L 15 - IP 6 S 50 U - PDQN R 15 - IP 6	751.24.007.06	70.91.15.005.0		70.91.26.050.6
		751.23.007.06	70.91.15.005.0		70.91.26.050.6

IKS-Ausdrehwerkzeuge

IKS Boring tools

Porte-outils IKS pour l'alésage

S32S - CDUN □

L Linksausführung
Left hand model
Modèle à gauche

R Rechtsausführung
Right hand model
Modèle à droite

Spanwinkel $\gamma = -4^\circ$
Rake angle
Angle de coupe

Schnittdatenempfehlungen
Cutting data recommendations
Recommandations de conditions de coupe
Keramik • Ceramic • Céramique 16 - 21

SPK-Schneidplatte SPK insert Plaquette SPK	Schaft Shank Corps	Abmessungen • Dimensions • Dimensions (mm)								
		d	h ₁	l ₁	l ₂	f	f ₁	h	λ	D _{min}
DN . X 12	Ø 32	32	15	250	40	22	32	30	-13°	40

SPK-Schneidplatte SPK Insert Plaquette SPK	ISO	SPK-Bestellnummer SPK ref. no. N° de réf. SPK	Ersatzteile • Spare parts • Pièces de rechange		
	S 32 S - CDUN L 12 - IX 7 S 32 S - CDUN R 12 - IX 7	751.24.011.05		70.91.13.316.0	
		751.23.011.05		70.91.13.316.0	

S40T - CDUN
S40T - PDUN

IKS-Ausdrehwerkzeuge
IKS Boring tools
Porte-outils IKS pour l'alésage

L Linksausführung
Left hand model
Modèle à gauche

R Rechtsausführung
Right hand model
Modèle à droite

Spanwinkel $\gamma = -6^\circ$
Rake angle
Angle de coupe

Schnittdatenempfehlungen
Cutting data recommendations
Recommandations de conditions de coupe

Keramik • Ceramic • Céramique 16 - 21
WURBON® • WURBON® • WURBON® 85 - 89

SPK-Schneidplatte SPK insert Plaquette SPK	Schaft Shank Corps	Abmessungen • Dimensions • Dimensions (mm)								
		d	h ₁	l ₁	l ₂	f	f ₁	h	λ	D _{min}
DN .. 12	∅ 40	40	18,5	300	50	27	34	37	-12°	70

SPK-Schneidplatte SPK Insert Plaquette SPK	ISO	SPK-Bestellnummer SPK ref. no. N° de réf. SPK	Ersatzteile • Spare parts • Pièces de rechange		
DN . N 12 04 .. 	S 40 T - CDUN L 12 - IC 4	751.24.003.04	70.91.15.014.0	70.91.22.019.0	
		751.23.003.04	70.91.15.013.0	70.91.22.019.0	
		751.24.003.02	70.91.15.001.0	70.91.22.019.0	
		751.23.003.02	70.91.15.001.0	70.91.22.019.0	
DN . N 12 07 .. 	S 40 T - CDUN L 12 - IC 7	751.24.003.03	70.91.15.014.0	70.91.22.018.0	
		751.23.003.03	70.91.15.013.0	70.91.22.018.0	
		751.24.003.01	70.91.15.001.0	70.91.22.018.0	
		751.23.003.01	70.91.15.001.0	70.91.22.018.0	
DN . X 12 07 .. 	S 40 T - CDUN L 12 - IX 7	751.24.003.05	70.91.11.316.0	70.91.22.018.0	
		751.23.003.05	70.91.11.316.0	70.91.22.018.0	
DN . A 12 04 .. 	S 40 T - PDUN L 12 - IP 4	751.24.003.08	70.91.15.001.0		70.91.26.011.6
		751.23.003.08	70.91.15.001.0		70.91.26.011.6

IKS-Ausdrehwerkzeuge
 IKS Boring tools
 Porte-outils IKS pour l'alésage

S50U - CDUN
 S50U - PDUN

L Linksausführung
Left hand model
Modèle à gauche

R Rechtsausführung
Right hand model
Modèle à droite

Spanwinkel $\gamma = -6^\circ$
 Rake angle
 Angle de coupe

Schnittdatenempfehlungen
 Cutting data recommendations
 Recommandations de conditions de coupe

Keramik • Ceramic • Céramique 16 - 21
Cermet • Cermet • Cermet 59 - 67
WURBON® • WURBON® • WURBON® 85 - 89

SPK-Schneidplatte SPK insert Plaquette SPK	Schaft Shank Corps	Abmessungen • Dimensions • Dimensions (mm)								
		d	h ₁	l ₁	l ₂	f	f ₁	h	λ	D _{min}
DN .. 15	∅ 50	50	23,5	350	50	32	38	47	-12°	70

SPK-Schneidplatte SPK Insert Plaquette SPK	ISO	SPK-Bestellnummer SPK ref. no. N° de réf. SPK	Ersatzteile • Spare parts • Pièces de rechange		
DN . N 15 07 .. 	S 50 U - CDUN L 15 - IC 7 S 50 U - CDUN R 15 - IC 7 S 50 U - CDUN L 15 - ID 7 S 50 U - CDUN R 15 - ID 7	751.24.004.03	70.91.15.011.0	70.91.22.020.0	
		751.23.004.03	70.91.15.010.0	70.91.22.020.0	
DN . X 15 07 .. 	S 50 U - CDUN L 15 - IK 7 S 50 U - CDUN R 15 - IK 7	751.24.004.01	70.91.15.005.0	70.91.22.020.0	
		751.23.004.01	70.91.15.005.0	70.91.22.020.0	
DN . X 15 07 .. 	S 50 U - CDUN L 15 - IX 7 S 50 U - CDUN R 15 - IX 7	751.24.004.05	70.91.11.332.0	70.91.22.020.0	
		751.23.004.05	70.91.11.332.0	70.91.22.020.0	
DN . A 15 04 .. 	S 50 U - PDUN L 15 - IP 4 S 50 U - PDUN R 15 - IP 4	751.24.004.08	70.91.15.005.0		70.91.26.012.6
		751.23.004.08	70.91.15.005.0		70.91.26.012.6
DN . A 15 06 .. 	S 50 U - PDUN L 15 - IP 6 S 50 U - PDUN R 15 - IP 6	751.24.004.06	70.91.15.005.0		70.91.26.050.6
		751.23.004.06	70.91.15.005.0		70.91.26.050.6

S32S - CSKN □

IKS-Ausdrehwerkzeuge
IKS Boring tools
Porte-outils IKS pour l'alésage

L Linksausführung
Left hand model
Modèle à gauche

R Rechtsausführung
Right hand model
Modèle à droite

Spanwinkel $\gamma = -6^\circ$
Rake angle
Angle de coupe

Schnittdatenempfehlungen
Cutting data recommendations
Recommandations de conditions de coupe

Keramik • Ceramic • Céramique 16 - 21

Cermet • Cermet • Cermet 59 - 67

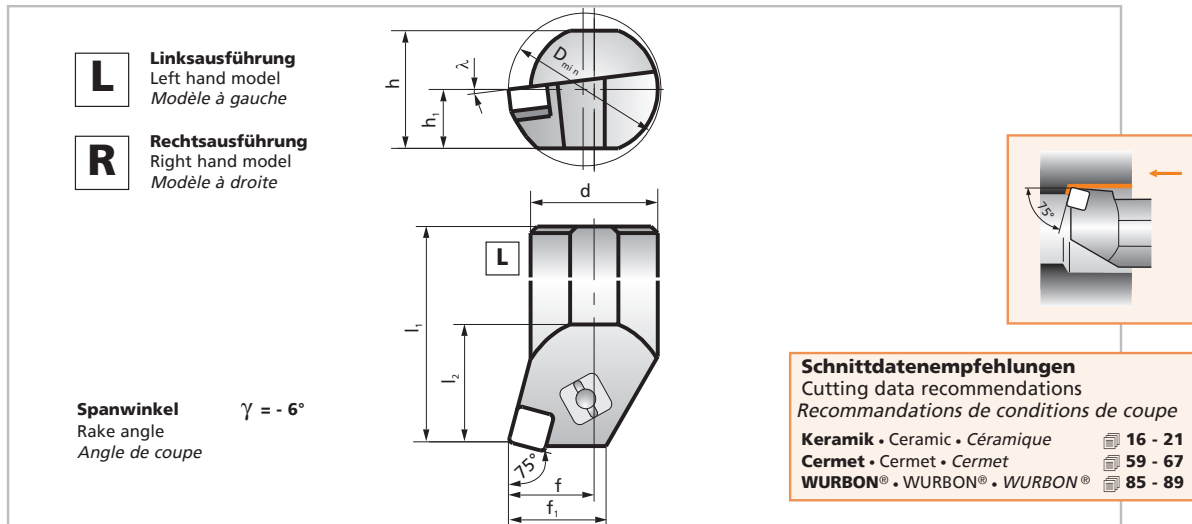
WURBON® • WURBON® • WURBON® 85 - 89

SPK-Schneidplatte SPK insert Plaquette SPK	Schaft Shank Corps	Abmessungen • Dimensions • Dimensions (mm)								
		d	h ₁	l ₁	l ₂	f	f ₁	h	λ	D _{min}
SN . X 12	Ø 32	32	15	250	40	22	27	30	-12°	40

SPK-Schneidplatte SPK Insert Plaquette SPK	ISO	SPK-Bestellnummer SPK ref. no. N° de réf. SPK	Ersatzteile • Spare parts • Pièces de rechange		
IKS - PRO 	S 32 S - CSKN L 12 - IK 7 S 32 S - CSKN R 12 - IK 7	751.04.011.25	70.91.11.718.6		
		751.03.011.25	70.91.11.718.6		
	S 32 S - CSKN L 12 - IX 7 S 32 S - CSKN R 12 - IX 7	751.04.011.05	70.91.11.316.0		
		751.03.011.05	70.91.11.316.0		

IKS-Ausdrehwerkzeuge
 IKS Boring tools
 Porte-outils IKS pour l'alésage

S40T - CSKN
 S40T - CSKN

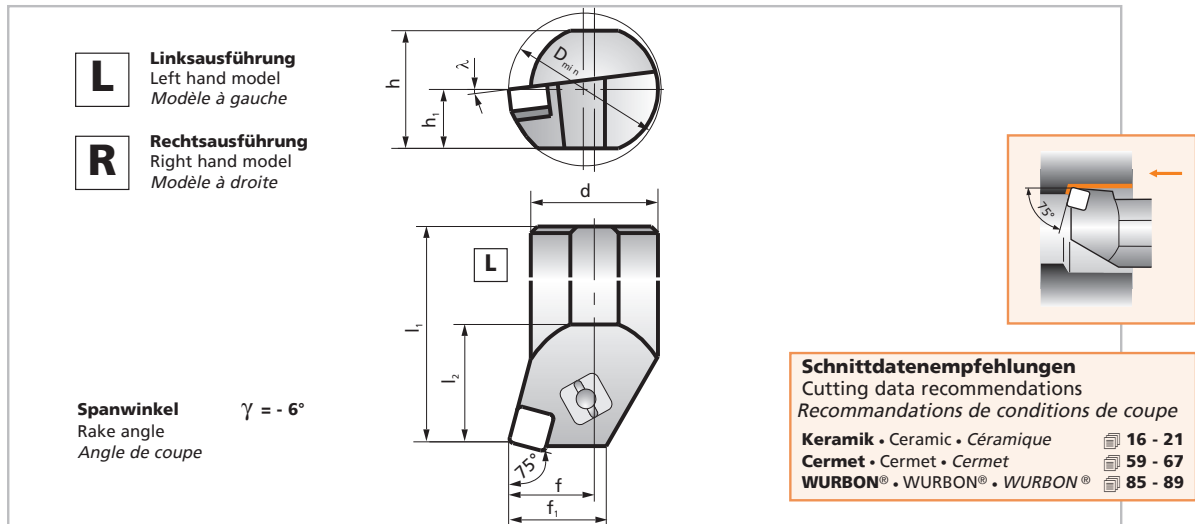


SPK-Schneidplatte SPK insert Plaquette SPK	Schaft Shank Corps	Abmessungen • Dimensions • Dimensions (mm)								
		d	h ₁	l ₁	l ₂	f	f ₁	h	λ	D _{min}
SN .. 12	∅ 40	40	18,5	300	67	27	33	37	-12°	70

SPK-Schneidplatte SPK Insert Plaquette SPK	ISO	SPK-Bestellnummer SPK ref. no. N° de réf. SPK	Ersatzteile • Spare parts • Pièces de rechange		
SN . N 12 04 .. 	S 40 T - CSKN L 12 - IC 4 S 40 T - CSKN R 12 - IC 4 S 40 T - CSKN L 12 - ID 4 S 40 T - CSKN R 12 - ID 4	751.04.004.04	70.91.15.004.0	70.91.22.011.0	
		751.03.004.04	70.91.15.003.0	70.91.22.011.0	
		751.04.004.02	70.91.15.005.0	70.91.22.011.0	
		751.03.004.02	70.91.15.005.0	70.91.22.011.0	
SN . N 12 07 .. 	S 40 T - CSKN L 12 - IC 7 S 40 T - CSKN R 12 - IC 7 S 40 T - CSKN L 12 - ID 7 S 40 T - CSKN R 12 - ID 7	751.04.004.03	70.91.15.004.0	70.91.22.010.0	
		751.03.004.03	70.91.15.003.0	70.91.22.010.0	
		751.04.004.01	70.91.15.005.0	70.91.22.010.0	
		751.03.004.01	70.91.15.005.0	70.91.22.010.0	
IKS - PRO SN . X 12 04 .. 	S 40 T - CSKN L 12 - IK 4 S 40 T - CSKN R 12 - IK 4	751.04.004.29	70.91.11.718.6	70.91.22.011.0	
		751.03.004.29	70.91.11.718.6	70.91.22.011.0	
		751.04.004.25	70.91.11.718.6	70.91.22.010.0	
				70.91.22.010.0	
SN . X 12 07 .. 	S 40 T - CSKN L 12 - IX 7 S 40 T - CSKN R 12 - IX 7	751.04.004.05	70.91.11.316.0	70.91.22.010.0	
		751.03.004.05	70.91.11.316.0	70.91.22.010.0	
SN . A 12 04 .. 	S 40 T - PSKN L 12 - IP 4 S 40 T - PSKN R 12 - IP 4	751.04.004.08	70.91.15.005.0		70.91.26.007.6
		751.03.004.08	70.91.15.005.0		70.91.26.007.6

S50U - CSKN
S50U - PSKN

IKS-Ausdrehwerkzeuge
IKS Boring tools
Porte-outils IKS pour l'alésage



SPK-Schneidplatte SPK insert Plaquette SPK	Schaft Shank Corps	Abmessungen • Dimensions • Dimensions (mm)								
		d	h ₁	l ₁	l ₂	f	f ₁	h	λ	D _{min}
SN .. 12	Ø 50	50	23,5	350	67	35	41	47	-12°	70

SPK-Schneidplatte SPK Insert Plaquette SPK	ISO	SPK-Bestellnummer SPK ref. no. N° de réf. SPK	Ersatzteile • Spare parts • Pièces de rechange		
	S 50 U - CSKN L 12 - IC 4 S 50 U - CSKN R 12 - IC 4 S 50 U - CSKN L 12 - ID 4 S 50 U - CSKN R 12 - ID 4	751.04.005.04	70.91.15.004.0	70.91.22.011.0	
		751.03.005.04	70.91.15.003.0	70.91.22.011.0	
		751.04.005.02	70.91.15.005.0	70.91.22.011.0	
		751.03.005.02	70.91.15.005.0	70.91.22.011.0	
	S 50 U - CSKN L 12 - IC 7 S 50 U - CSKN R 12 - IC 7 S 50 U - CSKN L 12 - ID 7 S 50 U - CSKN R 12 - ID 7	751.04.005.03	70.91.15.004.0	70.91.22.010.0	
		751.03.005.03	70.91.15.003.0	70.91.22.010.0	
		751.04.005.01	70.91.15.005.0	70.91.22.010.0	
		751.03.005.01	70.91.15.005.0	70.91.22.010.0	
IKS - PRO 	S 50 U - CSKN L 12 - IK 4 S 50 U - CSKN R 12 - IK 4	751.04.005.29	70.91.11.718.6	70.91.22.011.0	
		751.03.005.29	70.91.11.718.6	70.91.22.011.0	
	S 50 U - CSKN L 12 - IK 7 S 50 U - CSKN R 12 - IK 7	751.04.005.25	70.91.11.718.6	70.91.22.010.0	
		751.03.005.25	70.91.11.718.6	70.91.22.010.0	
	S 50 U - CSKN L 12 - IX 7 S 50 U - CSKN R 12 - IX 7	751.04.005.05	70.91.11.316.0	70.91.22.010.0	
		751.03.005.05	70.91.11.316.0	70.91.22.010.0	
	S 50 U - PSKN L 12 - IP 4 S 50 U - PSKN R 12 - IP 4	751.04.005.08	70.91.15.005.0		70.91.26.007.6
		751.03.005.08	70.91.15.005.0		70.91.26.007.6

IKS-Ausdrehwerkzeuge
IKS Boring tools
Porte-outils IKS pour l'alésage

S32S - CSSN □

L **Linksausführung**
Left hand model
Modèle à gauche

R **Rechtsausführung**
Right hand model
Modèle à droite

Spanwinkel $\gamma = 0^\circ$
Rake angle
Angle de coupe

Schnittdatenempfehlungen
Cutting data recommendations
Recommandations de conditions de coupe

Keramik • Ceramic • Céramique 16 - 21
WURBON® • WURBON® • WURBON® 85 - 89

SPK-Schneidplatte SPK insert Plaquette SPK	Schaft Shank Corps	Abmessungen • Dimensions • Dimensions (mm)									
		d	h ₁	l ₁	l ₂	f	f ₁	h	λ	a	D _{min}
SN . X 12	Ø 32	32	15	250	40	22	32	30	-16°	8,32	40

SPK-Schneidplatte SPK Insert Plaquette SPK	ISO	SPK-Bestellnummer SPK ref. no. N° de réf. SPK	Ersatzteile • Spare parts • Pièces de rechange				
IKS - PRO	SN . X 12 07 .. 	S 32 S - CSSN L 12 - IK 7 S 32 S - CSSN R 12 - IK 7	751.04.009.25 751.03.009.25		70.91.13.718.6 70.91.13.718.6		
	SN . X 12 07 .. 	S 32 S - CSSN L 12 - IX 7 S 32 S - CSSN R 12 - IX 7	751.04.009.05 751.03.009.05	70.91.13.316.0 70.91.13.316.0			

IKS-Ausdrehwerkzeuge IKS Boring tools Porte-outils IKS pour l'alésage

S40T - CSSN
S40T - PSSN

L Linksausführung
Left hand model
Modèle à gauche

R Rechtsausführung
Right hand model
Modèle à droite

Spanwinkel $\gamma = -6^\circ$
Rake angle
Angle de coupe

Schnittdatenempfehlungen
Cutting data recommendations
Recommandations de conditions de coupe

Keramik • Ceramic • Céramique 16 - 21
Cermet • Cermet • Cermet 59 - 67
WURBON® • WURBON® • WURBON® 85 - 89

SPK-Schneidplatte SPK insert Plaquette SPK	Schaft Shank Corps	Abmessungen • Dimensions • Dimensions (mm)									
		d	h ₁	l ₁	l ₂	f	f ₁	h	λ	a	D _{min}
SN .. 12	Ø 40	40	18,5	300	50	27	34	37	-12°	8,32	70

SPK-Schneidplatte SPK Insert Plaquette SPK	ISO	SPK-Bestellnummer SPK ref. no. N° de réf. SPK	Ersatzteile • Spare parts • Pièces de rechange		
SN . N 12 04 .. SN . N 12 07 .. 	S 40 T - CSSN L 12 - IC 4 S 40 T - CSSN R 12 - IC 4 S 40 T - CSSN L 12 - ID 4 S 40 T - CSSN R 12 - ID 4	751.04.001.04	70.91.15.004.0	70.91.22.011.0	
		751.03.001.04	70.91.15.003.0	70.91.22.011.0	
		751.04.001.02	70.91.15.005.0	70.91.22.011.0	
		751.03.001.02	70.91.15.005.0	70.91.22.011.0	
IKS - PRO SN . X 12 04 .. SN . X 12 07 .. 	S 40 T - CSSN L 12 - IK 4 S 40 T - CSSN R 12 - IK 4 S 40 T - CSSN L 12 - IK 7 S 40 T - CSSN R 12 - IK 7	751.04.001.29	70.91.11.718.6	70.91.22.011.0	
		751.03.001.29	70.91.11.718.6	70.91.22.011.0	
		751.04.001.25	70.91.11.718.6	70.91.22.010.0	
		751.03.001.25	70.91.11.718.6	70.91.22.010.0	
SN . X 12 07 .. 	S 40 T - CSSN L 12 - IX 7 S 40 T - CSSN R 12 - IX 7	751.04.001.05	70.91.11.316.0	70.91.22.010.0	
		751.03.001.05	70.91.11.316.0	70.91.22.010.0	
SN . A 12 04 .. 	S 40 T - PSSN L 12 - IP 4 S 40 T - PSSN R 12 - IP 4	751.04.001.08	70.91.15.005.0		70.91.26.007.6
		751.03.001.08	70.91.15.005.0		70.91.26.007.6

IKS-Ausdrehwerkzeuge

IKS Boring tools

Porte-outils IKS pour l'alésage

S50U - CSSN □

L Linksausführung
Left hand model
Modèle à gauche

R Rechtsausführung
Right hand model
Modèle à droite

Spanwinkel $\gamma = -6^\circ$
Rake angle
Angle de coupe

Schnittdatenempfehlungen
Cutting data recommendations
Recommandations de conditions de coupe

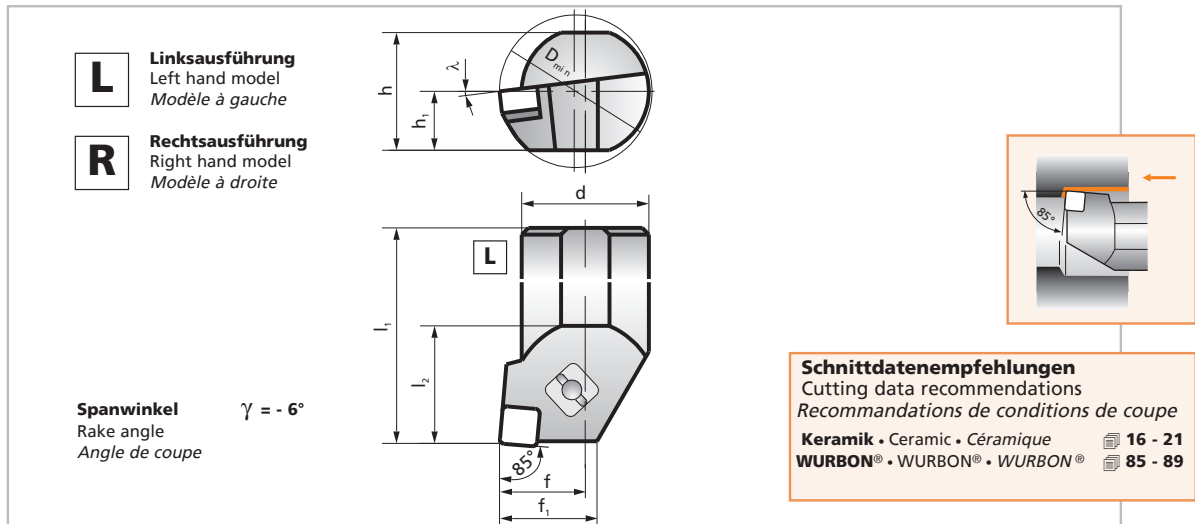
Keramik • Ceramic • Céramique 16 - 21

SPK-Schneidplatte SPK insert Plaquette SPK	Schaft Shank Corps	Abmessungen • Dimensions • Dimensions (mm)									
		d	h ₁	l ₁	l ₂	f	f ₁	h	λ	a	D _{min}
SN .. 15	Ø 50	50	23,5	350	50	35	37	47	-12°	10,2	70

SPK-Schneidplatte SPK Insert Plaquette SPK	ISO	SPK-Bestellnummer SPK ref. no. N° de réf. SPK	Ersatzteile • Spare parts • Pièces de rechange		
SN . N 15 04 .. 	S 50 U - CSSN L 15 - IC 4 S 50 U - CSSN R 15 - IC 4 S 50 U - CSSN L 15 - ID 4 S 50 U - CSSN R 15 - ID 4	751.04.002.04	70.91.15.008.0	70.91.22.013.0	
		751.03.002.04	70.91.15.007.0	70.91.22.013.0	
		751.04.002.02	70.91.15.005.0	70.91.22.013.0	
		751.03.002.02	70.91.15.005.0	70.91.22.013.0	
SN . N 15 07 .. 	S 50 U - CSSN L 15 - IC 7 S 50 U - CSSN R 15 - IC 7 S 50 U - CSSN L 15 - ID 7 S 50 U - CSSN R 15 - ID 7	751.04.002.03	70.91.15.008.0	70.91.22.012.0	
		751.03.002.03	70.91.15.007.0	70.91.22.012.0	
		751.04.002.01	70.91.15.005.0	70.91.22.012.0	
		751.03.002.01	70.91.15.005.0	70.91.22.012.0	
IKS - PRO SN . X 15 07 .. 	S 50 U - CSSN L 15 - IK 7 S 50 U - CSSN R 15 - IK 7	751.04.002.25	70.91.11.718.6	70.91.22.012.0	
		751.03.002.25	70.91.11.718.6	70.91.22.012.0	
SN . X 15 07 .. 	S 50 U - CSSN L 15 - IX 7 S 50 U - CSSN R 15 - IX 7	751.04.002.05	70.91.11.316.0	70.91.22.012.0	
		751.03.002.05	70.91.11.316.0	70.91.22.012.0	

S32S - CSYN □

IKS-Ausdrehwerkzeuge
IKS Boring tools
Porte-outils IKS pour l'alésage



SPK-Schneidplatte SPK insert Plaquette SPK	Schaft Shank Corps	Abmessungen • Dimensions • Dimensions (mm)								
		d	h ₁	l ₁	l ₂	f	f ₁	h	λ	D _{min}
SN . X 12	Ø 32	32	15	250	40	22	27	30	-13°	40

SPK-Schneidplatte SPK Insert Plaquette SPK	ISO	SPK-Bestellnummer SPK ref. no. N° de réf. SPK	Ersatzteile • Spare parts • Pièces de rechange		
IKS - PRO 	S 32 S - CSYN L 12 - IK 7 S 32 S - CSYN R 12 - IK 7	751.04.013.25	70.91.11.718.6		
		751.03.013.25	70.91.11.718.6		
	S 32 S - CSYN L 12 - IX 7 S 32 S - CSYN R 12 - IX 7	751.04.013.05	70.91.11.316.0		
		751.03.013.05	70.91.11.316.0		

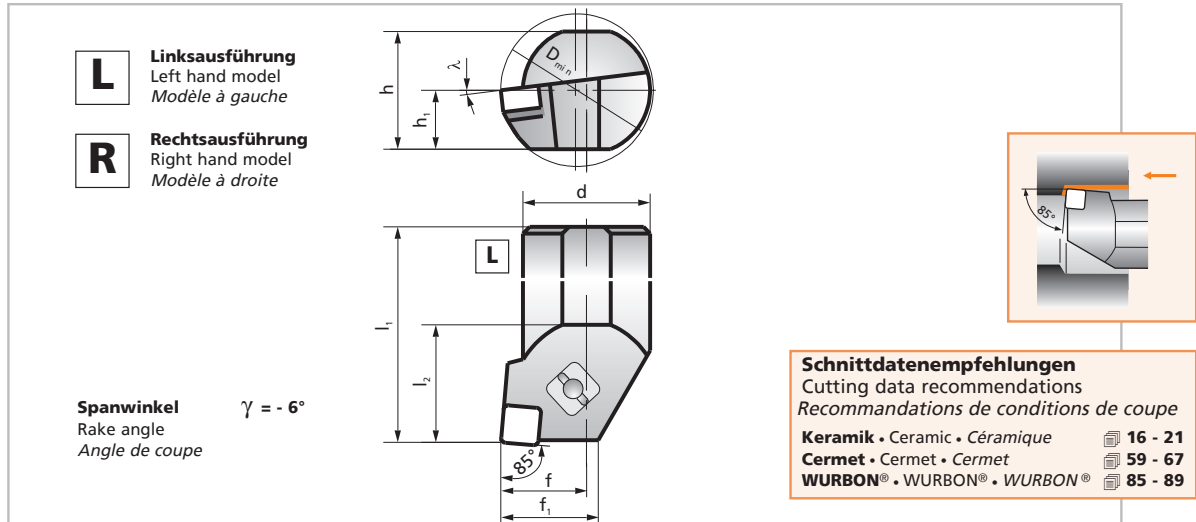
IKS-Ausdrehwerkzeuge

IKS Boring tools

Porte-outils IKS pour l'alésage

S40T - CSYN

S40T - PSYN

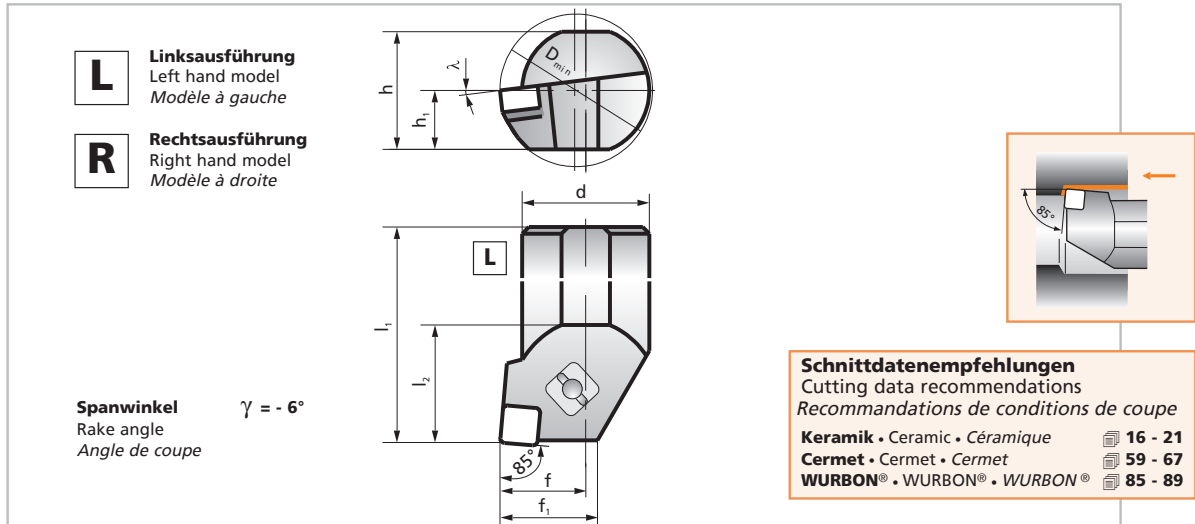


SPK-Schneidplatte SPK insert Plaquette SPK	Schaft Shank Corps	Abmessungen • Dimensions • Dimensions (mm)								
		d	h ₁	l ₁	l ₂	f	f ₁	h	λ	D _{min}
SN .. 12	Ø 40	40	18,5	300	67	27	33	37	-12°	70

SPK-Schneidplatte SPK Insert Plaquette SPK	ISO	SPK-Bestellnummer SPK ref. no. N° de réf. SPK	Ersatzteile • Spare parts • Pièces de rechange		
SN . N 12 04 .. 	S 40 T - CSYN L 12 - IC 4 S 40 T - CSYN R 12 - IC 4 S 40 T - CSYN L 12 - ID 4 S 40 T - CSYN R 12 - ID 4	751.04.006.04	70.91.15.004.0	70.91.22.011.0	
		751.03.006.04	70.91.15.003.0	70.91.22.011.0	
		751.04.006.02	70.91.15.005.0	70.91.22.011.0	
		751.03.006.02	70.91.15.005.0	70.91.22.011.0	
SN . N 12 07 .. 	S 40 T - CSYN L 12 - IC 7 S 40 T - CSYN R 12 - IC 7 S 40 T - CSYN L 12 - ID 7 S 40 T - CSYN R 12 - ID 7	751.04.006.03	70.91.15.004.0	70.91.22.010.0	
		751.03.006.03	70.91.15.003.0	70.91.22.010.0	
		751.04.006.01	70.91.15.005.0	70.91.22.010.0	
		751.03.006.01	70.91.15.005.0	70.91.22.010.0	
IKS - PRO SN . X 12 04 .. 	S 40 T - CSYN L 12 - IK 4 S 40 T - CSYN R 12 - IK 4	751.04.006.29	70.91.11.718.6	70.91.22.011.0	
		751.03.006.29	70.91.11.718.6	70.91.22.011.0	
		751.04.006.25	70.91.11.718.6	70.91.22.010.0	
				751.03.006.25	70.91.11.718.6
SN . X 12 07 .. 	S 40 T - CSYN L 12 - IX 7 S 40 T - CSYN R 12 - IX 7	751.04.006.05	70.91.11.316.0	70.91.22.010.0	
		751.03.006.05	70.91.11.316.0	70.91.22.010.0	
SN . A 12 04 .. 	S 40 T - PSYN L 12 - IP 4 S 40 T - PSYN R 12 - IP 4	751.04.006.08	70.91.15.005.0		70.91.25.007.6
		751.03.006.08	70.91.15.005.0		70.91.25.007.6

S50U - CSYN
S50U - PSYN

IKS-Ausdrehwerkzeuge
IKS Boring tools
Porte-outils IKS pour l'alésage



SPK-Schneidplatte SPK insert Plaquette SPK	Schaft Shank Corps	Abmessungen • Dimensions • Dimensions (mm)								
		d	h ₁	l ₁	l ₂	f	f ₁	h	λ	D _{min}
SN .. 12	Ø 50	50	23,5	350	67	35	41	47	-12°	70

SPK-Schneidplatte SPK Insert Plaquette SPK	ISO	SPK-Bestellnummer SPK ref. no. N° de réf. SPK	Ersatzteile • Spare parts • Pièces de rechange			
SN . N 12 04 .. 	S 50 U - CSYN L 12 - IC 4 S 50 U - CSYN R 12 - IC 4 S 50 U - CSYN L 12 - ID 4 S 50 U - CSYN R 12 - ID 4	751.04.007.04	70.91.15.004.0	70.91.22.011.0		
		751.03.007.04	70.91.15.003.0	70.91.22.011.0		
		751.04.007.02	70.91.15.005.0	70.91.22.011.0		
		751.03.007.02	70.91.15.005.0	70.91.22.011.0		
SN . N 12 07 .. 	S 50 U - CSYN L 12 - IC 7 S 50 U - CSYN R 12 - IC 7 S 50 U - CSYN L 12 - ID 7 S 50 U - CSYN R 12 - ID 7	751.04.007.03	70.91.15.004.0	70.91.22.010.0		
		751.03.007.03	70.91.15.003.0	70.91.22.010.0		
		751.04.007.01	70.91.15.005.0	70.91.22.010.0		
		751.03.007.01	70.91.15.005.0	70.91.22.010.0		
IKS - PRO SN . X 12 04 .. 	S 50 U - CSYN L 12 - IK 4 S 50 U - CSYN R 12 - IK 4	751.04.007.29	70.91.11.718.6	70.91.22.011.0		
		751.03.007.29	70.91.11.718.6	70.91.22.011.0		
		S 50 U - CSYN L 12 - IK 7 S 50 U - CSYN R 12 - IK 7	751.04.007.25	70.91.11.718.6	70.91.22.010.0	
			751.03.007.25	70.91.11.718.6	70.91.22.010.0	
SN . X 12 07 .. 	S 50 U - CSYN L 12 - IX 7 S 50 U - CSYN R 12 - IX 7	751.04.007.05	70.91.11.316.0	70.91.22.010.0		
		751.03.007.05	70.91.11.316.0	70.91.22.010.0		
SN . A 12 04 .. 	S 50 U - PSYN L 12 - IP 4 S 50 U - PSYN R 12 - IP 4	751.04.007.08	70.91.15.005.0		70.91.26.007.6	
		751.03.007.08	70.91.15.005.0		70.91.26.007.6	

Ausdrehwerkzeuge

Boring tools

Porte-outils pour l'alésage

CCLN □ 40

CCLN □ 50

L **Linksausführung**
Left hand model
Modèle à gauche

R **Rechtsausführung**
Right hand model
Modèle à droite

Spanwinkel $\gamma = -6^\circ$
Rake angle
Angle de coupe

Schnittdatenempfehlungen
Cutting data recommendations
Recommandations de conditions de coupe

Keramik • Ceramic • Céramique 16 - 21

SPK-Schneidplatte SPK insert Plaquette SPK	Schaft Shank Corps	Abmessungen • Dimensions • Dimensions (mm)								
		d	h ₁	l ₁	l ₂	f	f ₁	h	λ	D _{min}
CN . X 12 ...	Ø 40	40	18,5	300	35	27	33	37	-12°	50
CN . X 12 ...	Ø 50	50	23,5	350	35	32	38	47	-12°	63

SPK-Schneidplatte SPK Insert Plaquette SPK	ISO	SPK-Bestellnummer SPK ref. no. N° de réf. SPK	Ersatzteile • Spare parts • Pièces de rechange		
	CCLN L 00 40 T 12 - X	750.24.018.05	70.91.11.241.0		70.91.53.275.0
		750.23.018.05	70.91.11.241.0		70.91.53.275.0
	CCLN L 00 50 U 12 - X	750.24.019.05	70.91.11.241.0		70.91.53.275.0
		750.23.019.05	70.91.11.241.0		70.91.53.275.0

CSKN □ 40
CSKN □ 50

Ausdrehwerkzeuge
Boring tools
Porte-outils pour l'alésage

L Linksausführung
Left hand model
Modèle à gauche

R Rechtsausführung
Right hand model
Modèle à droite

Spanwinkel $\gamma = -6^\circ$
Rake angle
Angle de coupe

Schnittdatenempfehlungen
Cutting data recommendations
Recommandations de conditions de coupe
Keramik • Ceramic • Céramique 16 - 21

SPK-Schneidplatte SPK insert Plaquette SPK	Schaft Shank Corps	Abmessungen • Dimensions • Dimensions (mm)								
		d	h ₁	l ₁	l ₂	f	f ₁	h	λ	D _{min}
SN . N 12 ...	Ø 40	40	18,5	300	26	27	33	37	-10°30'	50
SN . N 12 ...	Ø 50	50	23,5	350	36	35	41	47	-8°	63

SPK-Schneidplatte SPK Insert Plaquette SPK	ISO	SPK-Bestellnummer SPK ref. no. N° de réf. SPK	Ersatzteile • Spare parts • Pièces de rechange		
	CSKN L 00 40 T 12	750.04.001.05	70.91.11.229.0 70.91.11.230.0**	70.91.00.049.0	70.91.53.064.0
	CSKN R 00 40 T 12	750.03.001.05	70.91.11.229.0 70.91.11.230.0**	70.91.00.050.0	70.91.53.064.0
	CSKN L 00 50 U 12	750.04.002.05	70.91.11.229.0 70.91.11.230.0**	70.91.00.049.0	70.91.53.064.0
	CSKN R 00 50 U 12	750.03.002.05	70.91.11.229.0 70.91.11.230.0**	70.91.00.050.0	70.91.53.064.0

** Spannelement für kurzspanende Werkstoffe
Clamp element for short chips materials
Élément de serrage pour matériaux à copeaux courts

Ausdrehwerkzeuge Boring tools Porte-outils pour l'alésage

CSSN □ 40

L Linksausführung
Left hand model
Modèle à gauche

R Rechtsausführung
Right hand model
Modèle à droite

Spanwinkel $\gamma = -6^\circ$
Rake angle
Angle de coupe

Schnittdatenempfehlungen
Cutting data recommendations
Recommandations de conditions de coupe
Keramik • Ceramic • Céramique 16 - 21

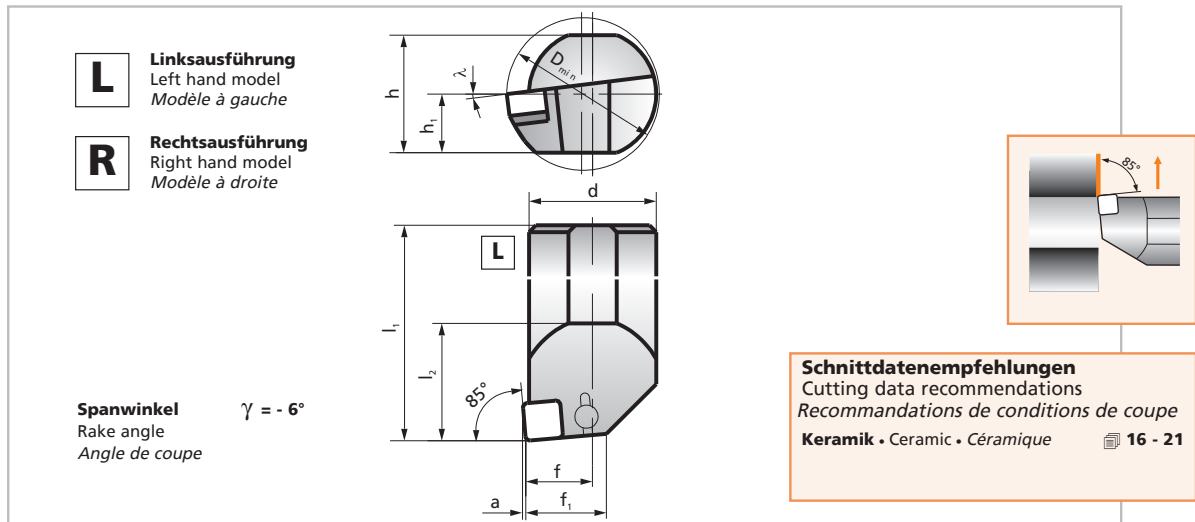
SPK-Schneidplatte SPK insert Plaquette SPK	Schaft Shank Corps	Abmessungen • Dimensions • Dimensions (mm)									
		d	h ₁	l ₁	l ₂	f	f ₁	h	λ	a	D _{min}
SN . N 12 ...	Ø 40	40	18,5	300	505	27	33	37	-12°	8,32	50

SPK-Schneidplatte SPK Insert Plaquette SPK	ISO	SPK-Bestellnummer SPK ref. no. N° de réf. SPK	Ersatzteile • Spare parts • Pièces de rechange		
	CSSN L 00 40 T 12 - P	750.04.024.05	70.91.11.229.0 70.91.11.230.0**	70.91.00.048.0	70.91.53.064.0
	CSSN R 00 40 T 12 - P	750.03.024.05	70.91.11.229.0 70.91.11.230.0**	70.91.00.048.0	70.91.53.064.0

**** Spannelement für kurzspanende Werkstoffe**
Clamp element for short chips materials
Élément de serrage pour matériaux à copeaux courts

CSXN □ 40
CSXN □ 50

Ausdrehwerkzeuge
Boring tools
Porte-outils pour l'alésage



SPK-Schneidplatte SPK insert Plaquette SPK	Schaft Shank Corps	Abmessungen • Dimensions • Dimensions (mm)									
		d	h ₁	l ₁	l ₂	f	f ₁	h	λ	a	D _{min}
SN . N 12	Ø 40	40	18,5	300	40	20	30	37	-13°	1,03	50
SN . N 12	Ø 50	50	23,5	350	45	25	35	47	-10°	1,03	63

SPK-Schneidplatte SPK Insert Plaquette SPK	ISO	SPK-Bestellnummer SPK ref. no. N° de réf. SPK	Ersatzteile • Spare parts • Pièces de rechange		
	CSXN L 00 40 T 12 - P	750.04.013.05	70.91.11.229.0 70.91.11.230.0**	70.91.00.048.0	70.91.53.064.0
	CSXN R 00 40 T 12 - P	750.03.013.05	70.91.11.229.0 70.91.11.230.0**	70.91.00.048.0	70.91.53.064.0
	CSXN L 00 50 U 12 - P	750.04.014.05	70.91.11.229.0 70.91.11.230.0**	70.91.00.048.0	70.91.53.064.0
	CSXN R 00 50 U 12 - P	750.03.014.05	70.91.11.229.0 70.91.11.230.0**	70.91.00.048.0	70.91.53.064.0

** Spannelement für kurzspanende Werkstoffe
Clamp element for short chips materials
Élément de serrage pour matériaux à copeaux courts

IKS-Ausdrehwerkzeuge positiv
 IKS-Boring tools positive
 Porte-outils IKS positifs pour l'alésage

S40T - CCLC
 S50U - CCLC

L Linksausführung
Left hand model
Modèle à gauche

R Rechtsausführung
Right hand model
Modèle à droite

Spanwinkel $\gamma = -0^\circ$
 Rake angle
 Angle de coupe

Schnittdatenempfehlungen
 Cutting data recommendations
 Recommandations de conditions de coupe
Keramik • Ceramic • Céramique 16 - 21

SPK-Schneidplatte SPK insert Plaquette SPK	Typ	Abmessungen • Dimensions • Dimensions (mm)									
		d	h ₁	l ₁	l ₂	f	f ₁	h	λ	D _{min}	
CC . . 12	Ø 40	40	18,5	300	35	27	33	37	0°	50	
CC . . 12	Ø 50	50	23,5	350	38	32	38	47	0°	63	

SPK-Schneidplatte SPK Insert Plaquette SPK	ISO	SPK-Bestellnummer SPK ref. no. N° de réf. SPK	Ersatzteile • Spare parts • Pièces de rechange		
CC . N 12 04 .. 	S 40 T - CCLC L 12 - IC 4	751.28.002.04	70.91.15.004.0		70.91.22.146.0
	S 40 T - CCLC R 12 - IC 4	751.27.002.04	70.91.15.003.0		70.91.22.146.0
	S 50 U - CCLC L 12 - IC 4	751.28.003.04	70.91.15.004.0		70.91.22.146.0
	S 50 U - CCLC R 12 - IC 4	751.27.003.04	70.91.15.003.0		70.91.22.146.0
	S 40 T - CCLC L 12 - ID 4	751.28.002.02	70.91.15.005.0		70.91.22.146.0
	S 40 T - CCLC R 12 - ID 4	751.27.002.02	70.91.15.005.0		70.91.22.146.0
	S 50 U - CCLC L 12 - ID 4	751.28.003.02	70.91.15.005.0		70.91.22.146.0
	S 50 U - CCLC R 12 - ID 4	751.27.003.02	70.91.15.005.0		70.91.22.146.0
CC . X 12 06 .. 	S 40 T - CCLC L 12 - IX 6	751.28.002.05	70.91.11.316.0		70.91.22.143.0
	S 40 T - CCLC R 12 - IX 6	751.27.002.05	70.91.11.316.0		70.91.22.143.0
	S 50 U - CCLC L 12 - IX 6	751.28.003.05	70.91.11.316.0		70.91.22.143.0
	S 50 U - CCLC R 12 - IX 6	751.27.003.05	70.91.11.316.0		70.91.22.143.0

IKS-Ausdrehwerkzeuge positiv
 IKS-Boring tools positive
 Porte-outils IKS positifs pour l'alésage

CSKC □ 32

L Linksausführung
Left hand model
Modèle à gauche

R Rechtsausführung
Right hand model
Modèle à droite

Spanwinkel $\gamma = 0^\circ$
 Rake angle
 Angle de coupe

Schnittdatenempfehlungen
 Cutting data recommendations
 Recommendations de conditions de coupe
Keramik • Ceramic • Céramique 16 - 21

SPK-Schneidplatte SPK insert Plaquette SPK	Schaft Shank Corps	Abmessungen • Dimensions • Dimensions (mm)								
		d	h ₁	l ₁	l ₂	f	f ₁	h	λ	D _{min}
SC . . 12 . . .	Ø 32	32	15	250	22,5	22	26	30	-6°30'	40

SPK-Schneidplatte SPK Insert Plaquette SPK	ISO	SPK-Bestellnummer SPK ref. no. N° de réf. SPK	Ersatzteile • Spare parts • Pièces de rechange		
SC . N 12 04 .. 	CSKCL 00 32 S 12	750.08.001.03	70.91.11.229.0 70.91.11.230.0**	70.91.00.048.0	70.91.53.060.0
	CSKCR 00 32 S 12	750.07.001.03	70.91.11.229.0 70.91.11.230.0**	70.91.00.048.0	70.91.53.060.0

** **Spannelement für kurzspanende Werkstoffe**
 Clamp element for short chips materials
 Élément de serrage pour matériaux à copeaux courts

Ausdrehwerkzeuge positiv Boring tools positive Porte-outils positifs pour l'alésage

CSKP □ 25

L Linksausführung
Left hand model
Modèle à gauche

R Rechtsausführung
Right hand model
Modèle à droite

Spanwinkel $\gamma = +5^\circ$
Rake angle
Angle de coupe

Schnittdatenempfehlungen
Cutting data recommendations
Recommandations de conditions de coupe
Keramik • Ceramic • Céramique 16 - 21

SPK-Schneidplatte SPK insert Plaquette SPK	Schaft Shank Corps	Abmessungen • Dimensions • Dimensions (mm)									
		d	h ₁	l ₁	l ₂	f	f ₁	h	λ	D _{min}	
SP .. 12 ...	Ø 25	25	11,5	200	15	17	20	23	0°	32	

SPK-Schneidplatte SPK Insert Plaquette SPK	ISO	SPK-Bestellnummer SPK ref. no. N° de réf. SPK	Ersatzteile • Spare parts • Pièces de rechange		
SP . N 12 03 .. 	CSKPL 00 25 R 12 CSKPR 00 25 R 12	750.02.001.02 750.01.001.02	 70.91.11.230.0 70.91.11.230.0	 70.91.00.094.0 70.91.00.094.0	

L Linksausführung
Left hand model
Modèle à gauche

R Rechtsausführung
Right hand model
Modèle à droite

Spanwinkel $\gamma = 0^\circ$
Rake angle
Angle de coupe

Schnittdatenempfehlungen
Cutting data recommendations
Recommandations de conditions de coupe

Keramik • Ceramic • Céramique 16 - 21

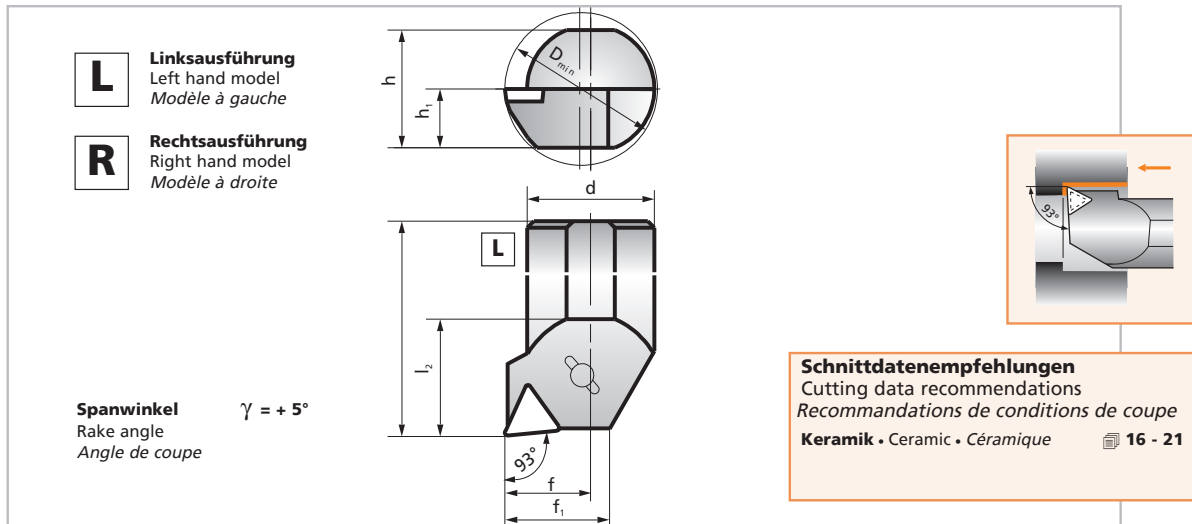
SPK-Schneidplatte SPK insert Plaquette SPK	Schaft Shank Corps	Abmessungen • Dimensions • Dimensions (mm)								
		d	h ₁	l ₁	l ₂	f	f ₁	h	λ	D _{min}
TC . N 16	Ø 32	32	15	250	27	22	26	30	-6°30'	40

SPK-Schneidplatte SPK Insert Plaquette SPK	ISO	SPK-Bestellnummer SPK ref. no. N° de réf. SPK	Ersatzteile • Spare parts • Pièces de rechange		
TC . N 16 04 .. 	CTUCL 00 32 S 16	750.18.001.03	70.91.11.229.0 70.91.11.230.0**	70.91.00.049.0	70.91.53.131.0
	CTUCR 00 32 S 16	750.17.001.03	70.91.11.229.0 70.91.11.230.0**	70.91.00.050.0	70.91.53.131.0

**** Spannelement für kurzspanende Werkstoffe**
Clamp element for short chips materials
Élément de serrage pour matériaux à copeaux courts

Ausdrehwerkzeuge positiv Boring tools positive Porte-outils positifs pour l'alésage

CTUP □ 25




SPK-Schneidplatte SPK insert Plaquette SPK	Schaft Shank Corps	Abmessungen • Dimensions • Dimensions (mm)								
		d	h ₁	l ₁	l ₂	f	f ₁	h	λ	D _{min}
TP . N 16 ...	Ø 25	25	11,5	200	20	17	20	23	0°	32

SPK-Schneidplatte SPK Insert Plaquette SPK	ISO	SPK-Bestellnummer SPK ref. no. N° de réf. SPK	Ersatzteile • Spare parts • Pièces de rechange		
TP . N 16 03 .. 	CTUP L 00 25 R 16 CTUP R 00 25 R 16	750.12.001.02 750.11.001.02	 70.91.11.230.0 70.91.11.230.0	 70.91.00.092.0 70.91.00.092.0	




Bezeichnungssystem für Kurzklemmhalter nach ISO 5608
 Designation system for cartridges ISO 5608
 Système de dénomination ISO 5608 pour cartouches

C



Von oben geklemmt
 Top clamping
 Fixation par bride

P



Über Bohrung geklemmt
 Hole clamping
 Fixation par goupille


Schneidplattenbefestigung
 Insert clamping
 Fixation de plaquette

B 75°	D 45°	F 90°	G 90°	H 107.5°
J 93°	K 75°	L 95°	N 63°	Q 107.5°
R 75°	S 45°	U 93°	V 72.5°	Y 85°


X Sonderform • Special style • Forme spéciale

Halterform
 Tool style
 Forme du porte-outil


R



L



N



Schneidrichtung
 Cutting direction
 Direction de coupe

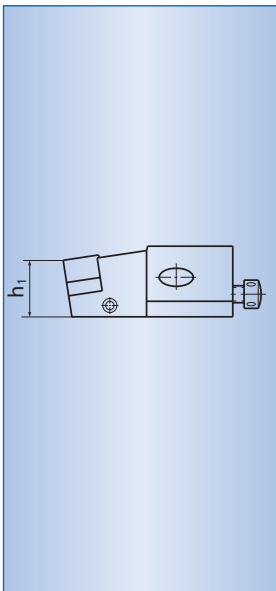
C **S** **R** **N** **L**

Plattenform
 Insert shape
 Forme de plaquette

C 80°	D 55°
E 75°	R Circle
S 90°	T 60°
V 35°	

Normal-Freiwinkel der Schneidplatte
 Insert normal clearance
 Angle de dépouille

N 0°
B 5°
C 7°
P 11°



Werkzeughöhe
Tool height
Hauteur d'outil

Inkreis Inscribed circle Cercle inscrit	d			d		
	S	T	C	E	D	
d mm	S	T 60°	C 80°	E 75°	D 55°	
9,52		16				
12,70	12		12	13	15	
15,88	15					

Plattengröße
Insert size
Grandeur de la plaquette

Kennzahl Index Code	S mm
	3
4	4,76
6	6,35
7	7,94

Plattendicke
Insert thickness
Epaisseur de la plaquette

20 CA - 12 ID 7

Haltertyp
Tool typ
Type d'outil

1. Stelle: C = Einbauhalter
2. Stelle: A = ISO 5611

1st position: C = Cartridge
2nd position: A = ISO 5611

1ère position: C = Cartouche
2ème position: A = ISO 5611

Klemmart
Clamping system
Système de serrage

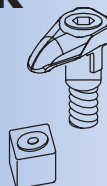
ID



IC



IK



IX



IP

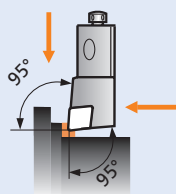




Inhaltsverzeichnis IKS-Kurzklemmhalter
 Contents IKS Cartridges
 Table des matières cartouches IKS

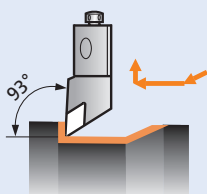
IKS-Kurzklemmhalter • IKS Cartridges • *Cartouches IKS*

CCLN L / R 16 CA
CCLN L / R 20 CA



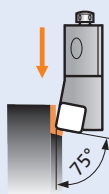
Seite • Page 102

CDJN L / R 16 CA
CDJN L / R 20 CA



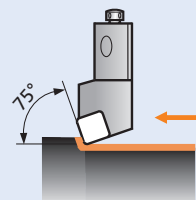
Seite • Page 103

CSKN L / R 16 CA
CSKN L / R 20 CA



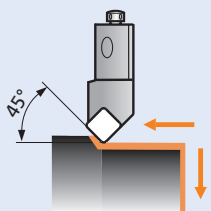
Seite • Page 104

CSRN L / R 16 CA
CSRN L / R 20 CA



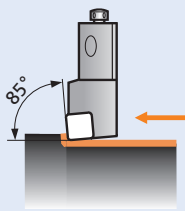
Seite • Page 105

CSSN L / R 16 CA
CSSN L / R 20 CA



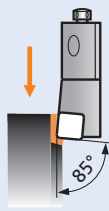
Seite • Page 106

CSXN L / R 16 CA
CSXN L / R 20 CA



Seite • Page 107

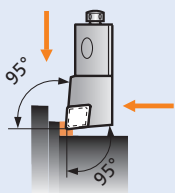
CSYN L / R 16 CA
CSYN L / R 20 CA



Seite • Page 108

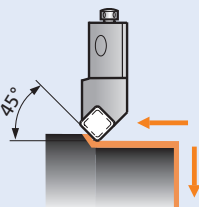
IKS-Kurzklemmhalter positiv • IKS Cartridges positive • *Cartouches IKS positives*

CCLC L / R 20 CA



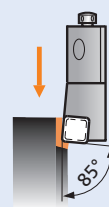
Seite • Page 109

CSSC L / R 20 CA



Seite • Page 110

CSYC L / R 20 CA



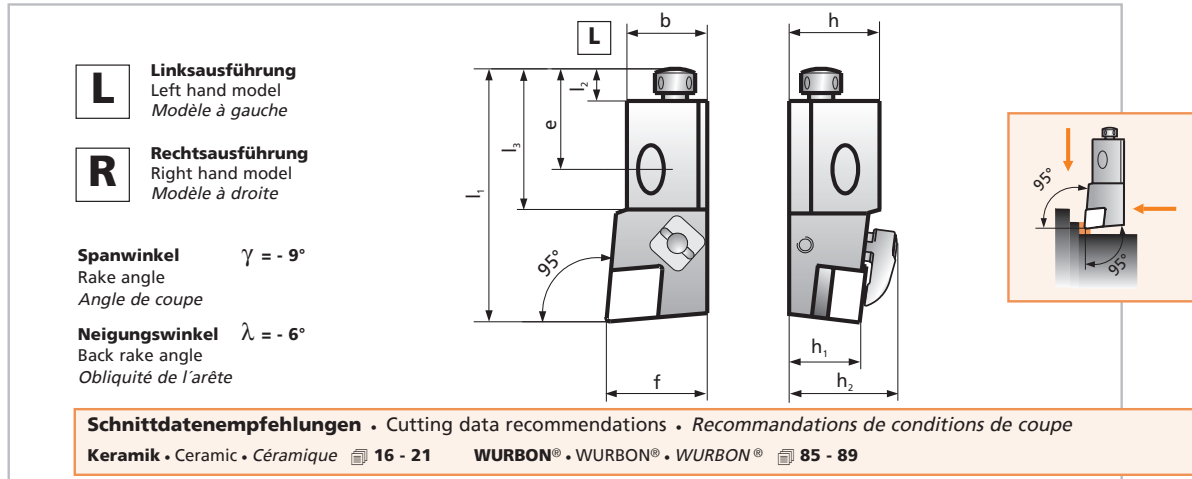
Seite • Page 111

IKS-Kurzklemhalter







IKS Cartridges

Cartouches IKS

CCLN □ 16CA
CCLN □ 20CA



SPK-Schneidplatte SPK insert Plaquette SPK	Schaft Shaft Corps	Abmessungen • Dimensions • Dimensions (mm)									
		h ₁	f	h	b	l ₁	l ₂	l ₃	h ₂	e	D _{min}
CN .. 12 ..	16 CA	16	25	25	20	63	8	34	32	25	60
	20 CA	20	25	25	20	70	10	41	36	30	70

SPK-Schneidplatte SPK Insert Plaquette SPK	ISO	SPK-Bestellnummer SPK ref. no. N° de réf. SPK	Ersatzteile • Spare parts • Pièces de rechange			
						
	CN . N 1204 ..	CCLN L 16 CA -12 - IC 4	751.24.307.04	70.91.15.026.0	70.91.22.069.1	70.91.50.260.0
		CCLN R 16 CA -12 - IC 4	751.23.307.04	70.91.15.026.0	70.91.22.069.1	70.91.50.260.0
		CCLN L 20 CA -12 - IC 4	751.24.305.04	70.91.15.026.0	70.91.22.015.1	70.91.50.260.0
		CCLN R 20 CA -12 - IC 4	751.23.305.04	70.91.15.026.0	70.91.22.015.1	70.91.50.260.0
		CCLN L 16 CA -12 - ID 4	751.24.307.02	70.91.15.029.0	70.91.22.069.1	70.91.50.260.0
		CCLN R 16 CA -12 - ID 4	751.23.307.02	70.91.15.029.0	70.91.22.069.1	70.91.50.260.0
		CCLN L 20 CA -12 - ID 4	751.24.305.02	70.91.15.029.0	70.91.22.015.1	70.91.50.260.0
		CCLN R 20 CA -12 - ID 4	751.23.305.02	70.91.15.029.0	70.91.22.015.1	70.91.50.260.0
	CN . N 1207 ..	CCLN L 16 CA -12 - IC 7	751.24.307.03	70.91.15.026.0		
		CCLN R 16 CA -12 - IC 7	751.23.307.03	70.91.15.026.0		
		CCLN L 20 CA -12 - IC 7	751.24.305.03	70.91.15.026.0	70.91.22.014.1	70.91.50.260.0
		CCLN R 20 CA -12 - IC 7	751.23.305.03	70.91.15.026.0	70.91.22.014.1	70.91.50.260.0
		CCLN L 16 CA -12 - ID 7	751.24.307.01	70.91.15.029.0		
		CCLN R 16 CA -12 - ID 7	751.23.307.01	70.91.15.029.0		
		CCLN L 20 CA -12 - ID 7	751.24.305.01	70.91.15.029.0	70.91.22.014.1	70.91.50.260.0
		CCLN R 20 CA -12 - ID 7	751.23.305.01	70.91.15.029.0	70.91.22.014.1	70.91.50.260.0
IKS - PRO 	CN . X 1204 ..	CCLN L 16 CA -12 - IK 4	751.24.307.29	70.91.13.716.6	70.91.22.069.1	70.91.50.260.0
		CCLN R 16 CA -12 - IK 4	751.23.307.29	70.91.13.716.6	70.91.22.069.1	70.91.50.260.0
		CCLN L 20 CA -12 - IK 4	751.24.305.29	70.91.13.716.6	70.91.22.015.1	70.91.50.260.0
		CCLN R 20 CA -12 - IK 4	751.23.305.29	70.91.13.716.6	70.91.22.015.1	70.91.50.260.0
	CN . X 1207 ..	CCLN L 16 CA -12 - IK 7	751.24.307.25	70.91.13.716.6		
		CCLN R 16 CA -12 - IK 7	751.23.307.25	70.91.13.716.6		
		CCLN L 20 CA -12 - IK 7	751.24.305.25	70.91.13.716.6	70.91.22.014.1	70.91.50.260.0
		CCLN R 20 CA -12 - IK 7	751.23.305.25	70.91.13.716.6	70.91.22.014.1	70.91.50.260.0
CN . X 1207 ..	CCLN L 16 CA -12 - IX 7	751.24.307.05	70.91.13.316.0			
	CCLN R 16 CA -12 - IX 7	751.23.307.05	70.91.13.316.0			
	CCLN L 20 CA -12 - IX 7	751.24.305.05	70.91.13.316.0	70.91.22.014.1	70.91.50.260.0	
	CCLN R 20 CA -12 - IX 7	751.23.305.05	70.91.13.316.0	70.91.22.014.1	70.91.50.260.0	

CDJN □ 16CA
CDJN □ 20CA

IKS-Kurzklemmhalter
IKS Cartridges
Cartouches IKS

L Linksausführung
Left hand model
Modèle à gauche

R Rechtsausführung
Right hand model
Modèle à droite

Spanwinkel $\gamma = -6^\circ$
Rake angle
Angle de coupe

Neigungswinkel $\lambda = -11^\circ$
Back rake angle
Obliquité de l'arête

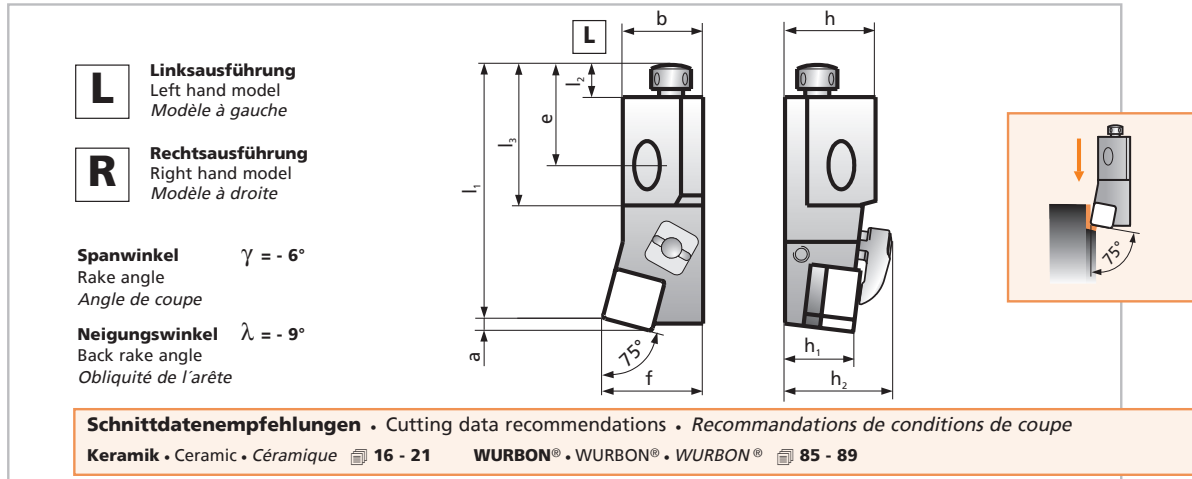
Schnittdatenempfehlungen • Cutting data recommendations • *Recommandations de conditions de coupe*
Keramik • Ceramic • *Céramique* 📄 16 - 21 **WURBON®** • WURBON® • WURBON® 📄 85 - 89

SPK-Schneidplatte SPK insert Plaquette SPK	Schaft Shaft Corps	Abmessungen • Dimensions • Dimensions (mm)									
		h ₁	f	h	b	l ₁	l ₂	l ₃	h ₂	e	D _{min}
DN . . 12 . . .	16 CA	16	25	25	20	63	8	33	32	25	130
	20 CA	20	25	25	20	70	10	40	36	30	130









SPK-Schneidplatte SPK Insert Plaquette SPK	ISO	SPK-Bestellnummer SPK ref. no. N° de réf. SPK	Ersatzteile • Spare parts • Pièces de rechange		
DN . N 1204 .. 	CDJN L 16 CA -12 - IC 4	751.24.301.04	70.91.15.031.0	70.91.22.151.1	70.91.50.254.0
	CDJN R 16 CA -12 - IC 4	751.23.301.04	70.91.15.030.0	70.91.22.151.1	70.91.50.254.0
	CDJN L 20 CA -12 - IC 4	751.24.302.04	70.91.15.031.0	70.91.22.019.1	70.91.50.254.0
	CDJN R 20 CA -12 - IC 4	751.23.302.04	70.91.15.030.0	70.91.22.019.1	70.91.50.254.0
	CDJN L 16 CA -12 - ID 4	751.24.301.02	70.91.15.025.0	70.91.22.071.1	70.91.50.254.0
	CDJN R 16 CA -12 - ID 4	751.23.301.02	70.91.15.025.0	70.91.22.071.1	70.91.50.254.0
	CDJN L 20 CA -12 - ID 4	751.24.302.02	70.91.15.025.0	70.91.22.019.1	70.91.50.254.0
	CDJN R 20 CA -12 - ID 4	751.23.302.02	70.91.15.025.0	70.91.22.019.1	70.91.50.254.0
DN . N 1207 .. 	CDJN L 16 CA -12 - IC 7	751.24.301.03	70.91.15.031.0		
	CDJN R 16 CA -12 - IC 7	751.23.301.03	70.91.15.030.0		
	CDJN L 20 CA -12 - IC 7	751.24.302.03	70.91.15.031.0	70.91.22.018.1	70.91.50.254.0
	CDJN R 20 CA -12 - IC 7	751.23.302.03	70.91.15.030.0	70.91.22.018.1	70.91.50.254.0
	CDJN L 16 CA -12 - ID 7	751.24.301.01	70.91.15.025.0		
	CDJN R 16 CA -12 - ID 7	751.23.301.01	70.91.15.025.0		
	CDJN L 20 CA -12 - ID 7	751.24.302.01	70.91.15.025.0	70.91.22.018.1	70.91.50.254.0
	CDJN R 20 CA -12 - ID 7	751.23.302.01	70.91.15.025.0	70.91.22.018.1	70.91.50.254.0
DN . X 1207 .. 	CDJN L 16 CA -12 - IX 7	751.24.301.05	70.91.13.316.0		
	CDJN R 16 CA -12 - IX 7	751.23.301.05	70.91.13.316.0		
	CDJN L 20 CA -12 - IX 7	751.24.302.05	70.91.13.316.0	70.91.22.018.1	70.91.50.254.0
	CDJN R 20 CA -12 - IX 7	751.23.302.05	70.91.13.316.0	70.91.22.018.1	70.91.50.254.0

IKS-Kurzklemhalter
IKS Cartridges
Cartouches IKS

CSKN □ 16CA
 CSKN □ 20CA

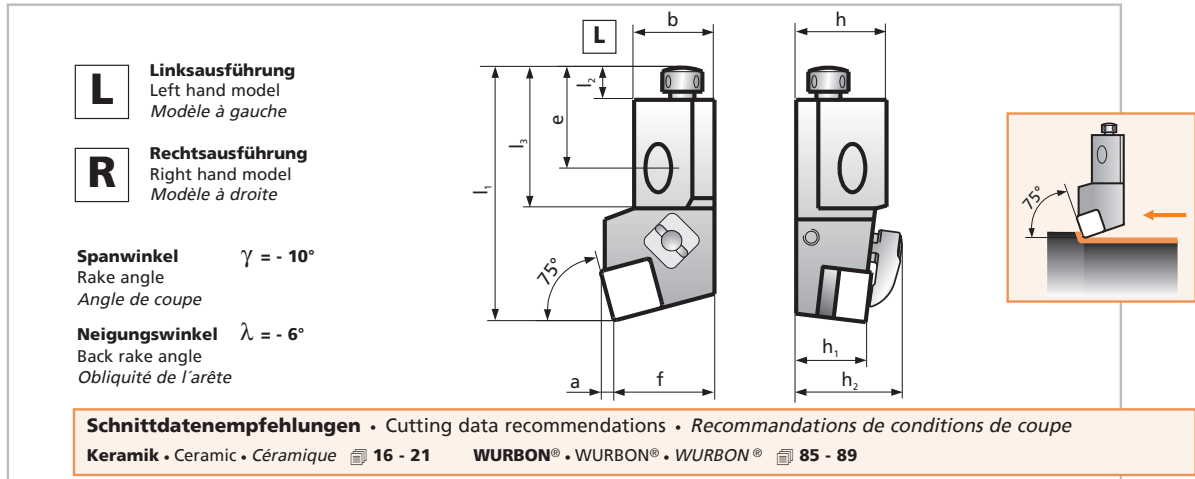


SPK-Schneidplatte SPK insert Plaquette SPK	Schaft Shaft Corps	Abmessungen • Dimensions • Dimensions (mm)										
		h ₁	f	h	b	l ₁	l ₂	l ₃	h ₂	e	a	D _{min}
SN .. 12	16 CA	16	25	25	20	63	8	35	32	25	3,06	60
	20 CA	20	25	25	20	70	10	42	36	30	3,06	70









SPK-Schneidplatte SPK Insert Plaquette SPK	ISO	SPK-Bestellnummer SPK ref. no. N° de réf. SPK	Ersatzteile • Spare parts • Pièces de rechange		
					
SN . N 1204 .. 	CSKN L 16 CA -12 - ID 4	751.04.310.02	70.91.15.029.0	70.91.22.072.1	70.91.50.260.0
	CSKN R 16 CA -12 - ID 4	751.03.310.02	70.91.15.029.0	70.91.22.072.1	70.91.50.260.0
	CSKN L 20 CA -12 - ID 4	751.04.309.02	70.91.15.029.0	70.91.22.011.1	70.91.50.260.0
	CSKN R 20 CA -12 - ID 4	751.03.309.02	70.91.15.029.0	70.91.22.011.1	70.91.50.260.0
SN . N 1207 .. 	CSKN L 16 CA -12 - ID 7	751.04.310.01	70.91.15.029.0		
	CSKN R 16 CA -12 - ID 7	751.03.310.01	70.91.15.029.0		
	CSKN L 20 CA -12 - ID 7	751.04.309.01	70.91.15.029.0	70.91.22.010.1	70.91.50.260.0
	CSKN R 20 CA -12 - ID 7	751.03.309.01	70.91.15.029.0	70.91.22.010.1	70.91.50.260.0
IKS - PRO SN . X 1204 .. 	CSKN L 16 CA -12 - IK 4	751.04.310.29	70.91.13.718.6	70.91.22.072.1	70.91.50.260.0
	CSKN R 16 CA -12 - IK 4	751.03.310.29	70.91.13.718.6	70.91.22.072.1	70.91.50.260.0
	CSKN L 20 CA -12 - IK 4	751.04.309.29	70.91.13.718.6	70.91.22.011.1	70.91.50.260.0
	CSKN R 20 CA -12 - IK 4	751.03.309.29	70.91.13.718.6	70.91.22.011.1	70.91.50.260.0
SN . X 1207 .. 	CSKN L 16 CA -12 - IK 7	751.04.310.25	70.91.13.718.6		
	CSKN R 16 CA -12 - IK 7	751.03.310.25	70.91.13.718.6		
	CSKN L 20 CA -12 - IK 7	751.04.309.25	70.91.13.718.6	70.91.22.010.1	70.91.50.260.0
	CSKN R 20 CA -12 - IK 7	751.03.309.25	70.91.13.718.6	70.91.22.010.1	70.91.50.260.0
SN . X 1207 .. 	CSKN L 16 CA -12 - IX 7	751.04.310.05	70.91.13.316.0		
	CSKN R 16 CA -12 - IX 7	751.03.310.05	70.91.13.316.0		
	CSKN L 20 CA -12 - IX 7	751.04.309.05	70.91.13.316.0	70.91.22.010.1	70.91.50.260.0
	CSKN R 20 CA -12 - IX 7	751.03.309.05	70.91.13.316.0	70.91.22.010.1	70.91.50.260.0

CSRN □ 16CA
CSRN □ 20CA

IKS-Kurzklemmhalter
IKS Cartridges
Cartouches IKS



SPK-Schneidplatte SPK insert Plaquette SPK	Schaft Shaft Corps	Abmessungen • Dimensions • Dimensions (mm)										
		h ₁	f	h	b	l ₁	l ₂	l ₃	h ₂	e	a	D _{min}
SN .. 12	16 CA	16	25	25	20	63	8	33	32	25	3,06	60
	20 CA	20	25	25	20	70	10	40	36	30	3,06	70

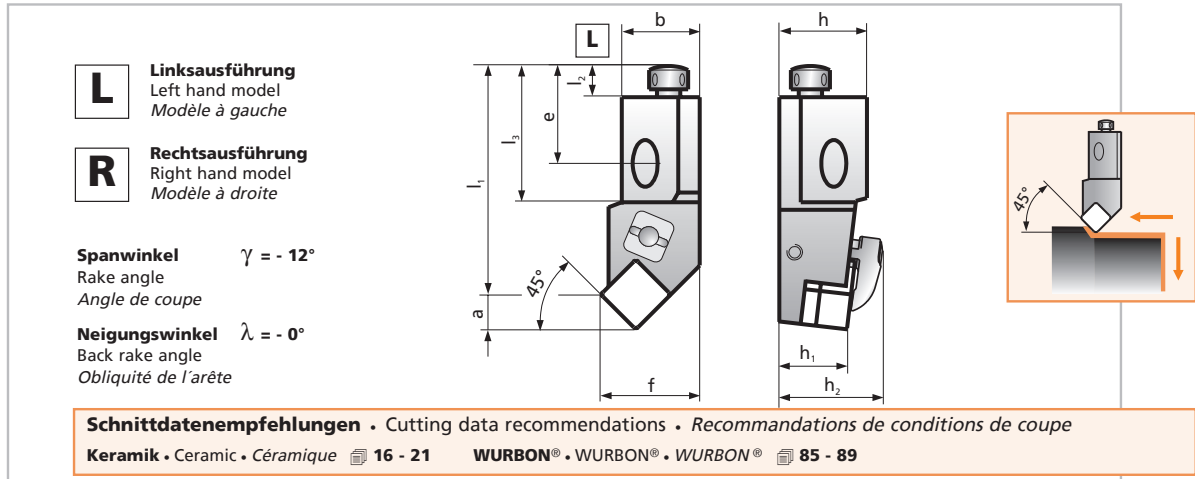
SPK-Schneidplatte SPK Insert Plaquette SPK	ISO	SPK-Bestellnummer SPK ref. no. N° de réf. SPK	Ersatzteile • Spare parts • Pièces de rechange		
					
SN . N 1204 .. 	CSRN L 16 CA -12 - IC 4	751.04.306.04	70.91.15.028.0	70.91.22.072.1	70.91.50.260.0
	CSRN R 16 CA -12 - IC 4	751.03.306.04	70.91.15.027.0	70.91.22.072.1	70.91.50.260.0
	CSRN L 20 CA -12 - IC 4	751.04.305.04	70.91.15.028.0	70.91.22.011.1	70.91.50.260.0
	CSRN R 20 CA -12 - IC 4	751.03.305.04	70.91.15.027.0	70.91.22.011.1	70.91.50.260.0
	CSRN L 16 CA -12 - ID 4	751.04.306.02	70.91.15.029.0	70.91.22.072.1	70.91.50.260.0
	CSRN R 16 CA -12 - ID 4	751.03.306.02	70.91.15.029.0	70.91.22.072.1	70.91.50.260.0
	CSRN L 20 CA -12 - ID 4	751.04.305.02	70.91.15.029.0	70.91.22.011.1	70.91.50.260.0
	CSRN R 20 CA -12 - ID 4	751.03.305.02	70.91.15.029.0	70.91.22.011.1	70.91.50.260.0
SN . N 1207 .. 	CSRN L 16 CA -12 - IC 7	751.04.306.03	70.91.15.028.0		
	CSRN R 16 CA -12 - IC 7	751.03.306.03	70.91.15.027.0		
	CSRN L 20 CA -12 - IC 7	751.04.305.03	70.91.15.028.0	70.91.22.010.1	70.91.50.260.0
	CSRN R 20 CA -12 - IC 7	751.03.305.03	70.91.15.027.0	70.91.22.010.1	70.91.50.260.0
	CSRN L 16 CA -12 - ID 7	751.04.306.01	70.91.15.029.0		
	CSRN R 16 CA -12 - ID 7	751.03.306.01	70.91.15.029.0		
	CSRN L 20 CA -12 - ID 7	751.04.305.01	70.91.15.029.0	70.91.22.010.1	70.91.50.260.0
	CSRN R 20 CA -12 - ID 7	751.03.305.01	70.91.15.029.0	70.91.22.010.1	70.91.50.260.0
IKS - PRO SN . X 1204 ..  SN . X 1207 .. 	CSRN L 16 CA -12 - IK 4	751.04.306.29	70.91.13.718.6	70.91.22.072.1	70.91.50.260.0
	CSRN R 16 CA -12 - IK 4	751.03.306.29	70.91.13.718.6	70.91.22.072.1	70.91.50.260.0
	CSRN L 20 CA -12 - IK 4	751.04.305.29	70.91.13.718.6	70.91.22.011.1	70.91.50.260.0
	CSRN R 20 CA -12 - IK 4	751.03.305.29	70.91.13.718.6	70.91.22.011.1	70.91.50.260.0
	CSRN L 16 CA -12 - IK 7	751.04.306.25	70.91.13.718.6		
	CSRN R 16 CA -12 - IK 7	751.03.306.25	70.91.13.718.6		
	CSRN L 20 CA -12 - IK 7	751.04.305.25	70.91.13.718.6	70.91.22.010.1	70.91.50.260.0
	CSRN R 20 CA -12 - IK 7	751.03.305.25	70.91.13.718.6	70.91.22.010.1	70.91.50.260.0
SN . X 1207 .. 	CSRN L 16 CA -12 - IX 7	751.04.306.05	70.91.13.316.0		
	CSRN R 16 CA -12 - IX 7	751.03.306.05	70.91.13.316.0		
	CSRN L 20 CA -12 - IX 7	751.04.305.05	70.91.13.316.0	70.91.22.010.1	70.91.50.260.0
	CSRN R 20 CA -12 - IX 7	751.03.305.05	70.91.13.316.0	70.91.22.010.1	70.91.50.260.0

IKS-Kurzklemmhalter







IKS Cartridges

Cartouches IKS

CSSN □ 16CA
CSSN □ 20CA

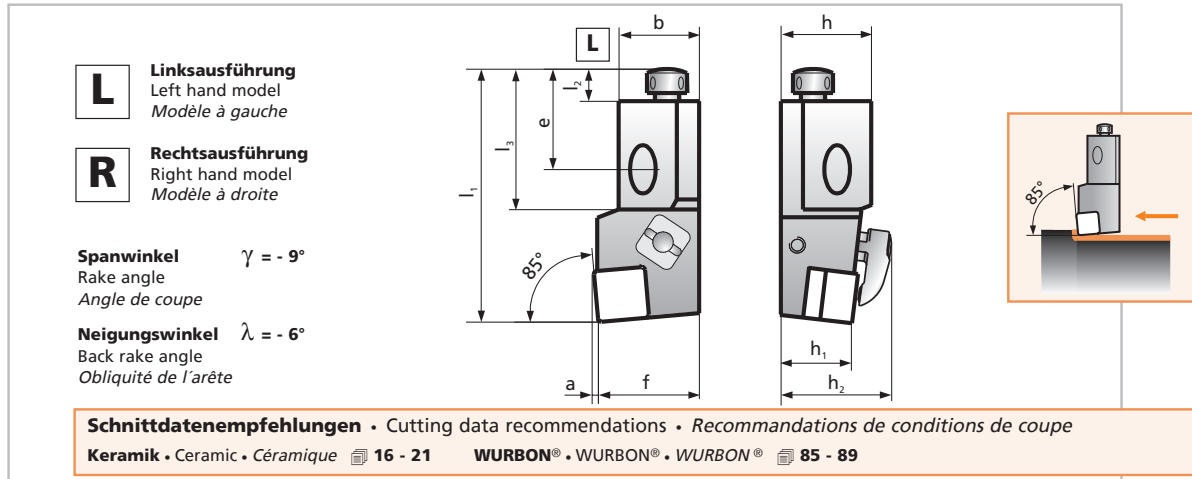


SPK-Schneidplatte SPK insert Plaquette SPK	Schaft Shaft Corps	Abmessungen • Dimensions • Dimensions (mm)										
		h ₁	f	h	b	l ₁	l ₂	l ₃	h ₂	e	a	D _{min}
SN .. 12	16 CA	16	25	25	20	60	8	32,5	32	25	8,32	65
	20 CA	20	25	25	20	67	10	41	36	30	8,32	75









SPK-Schneidplatte SPK Insert Plaquette SPK	ISO	SPK-Bestellnummer SPK ref. no. N° de réf. SPK	Ersatzteile • Spare parts • Pièces de rechange			
						
	SN . N 1204 ..	CSSN L 16 CA -12 - IC 4	751.04.302.04	70.91.15.028.0	70.91.22.072.1	70.91.50.260.0
		CSSN R 16 CA -12 - IC 4	751.03.302.04	70.91.15.027.0	70.91.22.072.1	70.91.50.260.0
		CSSN L 20 CA -12 - IC 4	751.04.301.04	70.91.15.028.0	70.91.22.011.1	70.91.50.260.0
		CSSN R 20 CA -12 - IC 4	751.03.301.04	70.91.15.027.0	70.91.22.011.1	70.91.50.260.0
		CSSN L 16 CA -12 - ID 4	751.04.302.02	70.91.15.029.0	70.91.22.072.1	70.91.50.260.0
		CSSN R 16 CA -12 - ID 4	751.03.302.02	70.91.15.029.0	70.91.22.072.1	70.91.50.260.0
		CSSN L 20 CA -12 - ID 4	751.04.301.02	70.91.15.029.0	70.91.22.011.1	70.91.50.260.0
		CSSN R 20 CA -12 - ID 4	751.03.301.02	70.91.15.029.0	70.91.22.011.1	70.91.50.260.0
	SN . N 1207 ..	CSSN L 16 CA -12 - IC 7	751.04.302.03	70.91.15.028.0		
		CSSN R 16 CA -12 - IC 7	751.03.302.03	70.91.15.027.0		
		CSSN L 20 CA -12 - IC 7	751.04.301.03	70.91.15.028.0	70.91.22.010.1	70.91.50.260.0
		CSSN R 20 CA -12 - IC 7	751.03.301.03	70.91.15.027.0	70.91.22.010.1	70.91.50.260.0
		CSSN L 16 CA -12 - ID 7	751.04.302.01	70.91.15.029.0		
		CSSN R 16 CA -12 - ID 7	751.03.302.01	70.91.15.029.0		
		CSSN L 20 CA -12 - ID 7	751.04.301.01	70.91.15.029.0	70.91.22.010.1	70.91.50.260.0
		CSSN R 20 CA -12 - ID 7	751.03.301.01	70.91.15.029.0	70.91.22.010.1	70.91.50.260.0
IKS - PRO 	SN . X 1204 ..	CSSN L 16 CA -12 - IK 4	751.04.302.29	70.91.13.718.6	70.91.22.072.1	70.91.50.260.0
		CSSN R 16 CA -12 - IK 4	751.03.302.29	70.91.13.718.6	70.91.22.072.1	70.91.50.260.0
		CSSN L 20 CA -12 - IK 4	751.04.301.29	70.91.13.718.6	70.91.22.011.1	70.91.50.260.0
		CSSN R 20 CA -12 - IK 4	751.03.301.29	70.91.13.718.6	70.91.22.011.1	70.91.50.260.0
	SN . X 1207 ..	CSSN L 16 CA -12 - IK 7	751.04.302.25	70.91.13.718.6		
		CSSN R 16 CA -12 - IK 7	751.03.302.25	70.91.13.718.6		
		CSSN L 20 CA -12 - IK 7	751.04.301.25	70.91.13.718.6	70.91.22.010.1	70.91.50.260.0
		CSSN R 20 CA -12 - IK 7	751.03.301.25	70.91.13.718.6	70.91.22.010.1	70.91.50.260.0
SN . X 1207 ..	SN . X 1207 ..	CSSN L 16 CA -12 - IX 7	751.04.302.05	70.91.13.316.0		
		CSSN R 16 CA -12 - IX 7	751.03.302.05	70.91.13.316.0		
		CSSN L 20 CA -12 - IX 7	751.04.301.05	70.91.13.316.0	70.91.22.010.1	70.91.50.260.0
		CSSN R 20 CA -12 - IX 7	751.03.301.05	70.91.13.316.0	70.91.22.010.1	70.91.50.260.0

CSXN □ 16CA
CSXN □ 20CA

IKS-Kurzklemmhalter
IKS Cartridges
Cartouches IKS



SPK-Schneidplatte SPK insert Plaquette SPK	Schaft Shaft Corps	Abmessungen • Dimensions • Dimensions (mm)										
		h ₁	f	h	b	l ₁	l ₂	l ₃	h ₂	e	a	D _{min}
SN .. 12	16 CA	16	25	25	20	63	8	33	32	25	1,03	60
	20 CA	20	25	25	20	70	10	40	36	30	1,03	70

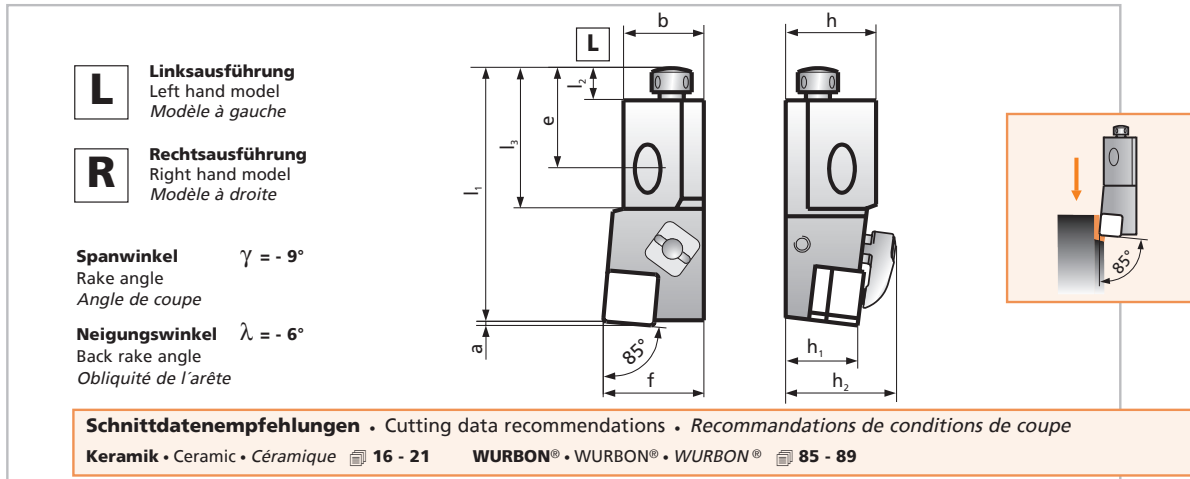
SPK-Schneidplatte SPK Insert Plaquette SPK	ISO	SPK-Bestellnummer SPK ref. no. N° de réf. SPK	Ersatzteile • Spare parts • Pièces de rechange			
						
	CSXN L 16 CA -12 - ID 4	751.04.304.02	70.91.15.029.0	70.91.22.072.1	70.91.50.260.0	
	CSXN R 16 CA -12 - ID 4	751.03.304.02	70.91.15.029.0	70.91.22.072.1	70.91.50.260.0	
	CSXN L 20 CA -12 - ID 4	751.04.303.02	70.91.15.029.0	70.91.22.011.1	70.91.50.260.0	
	CSXN R 20 CA -12 - ID 4	751.03.303.02	70.91.15.029.0	70.91.22.011.1	70.91.50.260.0	
	CSXN L 16 CA -12 - ID 7	751.04.304.01	70.91.15.029.0			
	CSXN R 16 CA -12 - ID 7	751.03.304.01	70.91.15.029.0			
	CSXN L 20 CA -12 - ID 7	751.04.303.01	70.91.15.029.0	70.91.22.010.1	70.91.50.260.0	
	CSXN R 20 CA -12 - ID 7	751.03.303.01	70.91.15.029.0	70.91.22.010.1	70.91.50.260.0	
IKS - PRO 	CSXN L 16 CA -12 - IK 4	751.04.304.29	70.91.13.718.6	70.91.22.072.1	70.91.50.260.0	
	CSXN R 16 CA -12 - IK 4	751.03.304.29	70.91.13.718.6	70.91.22.072.1	70.91.50.260.0	
	CSXN L 20 CA -12 - IK 4	751.04.303.29	70.91.13.718.6	70.91.22.011.1	70.91.50.260.0	
	CSXN R 20 CA -12 - IK 4	751.03.303.29	70.91.13.718.6	70.91.22.011.1	70.91.50.260.0	
		CSXN L 16 CA -12 - IK 7	751.04.304.25	70.91.13.718.6		
		CSXN R 16 CA -12 - IK 7	751.03.304.25	70.91.13.718.6		
		CSXN L 20 CA -12 - IK 7	751.04.303.25	70.91.13.718.6	70.91.22.010.1	70.91.50.260.0
		CSXN R 20 CA -12 - IK 7	751.03.303.25	70.91.13.718.6	70.91.22.010.1	70.91.50.260.0
	CSXN L 16 CA -12 - IX 7	751.04.304.05	70.91.13.316.0			
	CSXN R 16 CA -12 - IX 7	751.03.304.05	70.91.13.316.0			
	CSXN L 20 CA -12 - IX 7	751.04.303.05	70.91.13.316.0	70.91.22.010.1	70.91.50.260.0	
	CSXN R 20 CA -12 - IX 7	751.03.303.05	70.91.13.316.0	70.91.22.010.1	70.91.50.260.0	

IKS-Kurzklemmhalter









IKS Cartridges

Cartouches IKS

CSYN □ 16CA
CSYN □ 20CA



SPK-Schneidplatte SPK insert Plaquette SPK	Schaft Shaft Corps	Abmessungen • Dimensions • Dimensions (mm)										
		h ₁	f	h	b	l ₁	l ₂	l ₃	h ₂	e	a	D _{min}
SN .. 12	16 CA	16	25	25	20	63	8	35	32	25	1,03	60
	20 CA	20	25	25	20	70	10	42	36	30	1,03	70

SPK-Schneidplatte SPK Insert Plaquette SPK	ISO	SPK-Bestellnummer SPK ref. no. N° de réf. SPK	Ersatzteile • Spare parts • Pièces de rechange			
						
	CSYN L 16 CA -12 - ID 4	751.04.308.02	70.91.15.029.0	70.91.22.072.1	70.91.50.260.0	
	CSYN R 16 CA -12 - ID 4	751.03.308.02	70.91.15.029.0	70.91.22.072.1	70.91.50.260.0	
	CSYN L 20 CA -12 - ID 4	751.04.307.02	70.91.15.029.0	70.91.22.011.1	70.91.50.260.0	
	CSYN R 20 CA -12 - ID 4	751.03.307.02	70.91.15.029.0	70.91.22.011.1	70.91.50.260.0	
	CSYN L 16 CA -12 - ID 7	751.04.308.01	70.91.15.029.0			
	CSYN R 16 CA -12 - ID 7	751.03.308.01	70.91.15.029.0			
	CSYN L 20 CA -12 - ID 7	751.04.307.01	70.91.15.029.0	70.91.22.010.1	70.91.50.260.0	
	CSYN R 20 CA -12 - ID 7	751.03.307.01	70.91.15.029.0	70.91.22.010.1	70.91.50.260.0	
IKS - PRO 	CSYN L 16 CA -12 - IK 4	751.04.308.29	70.91.13.718.6	70.91.22.072.1	70.91.50.260.0	
	CSYN R 16 CA -12 - IK 4	751.03.308.29	70.91.13.718.6	70.91.22.072.1	70.91.50.260.0	
	CSYN L 20 CA -12 - IK 4	751.04.307.29	70.91.13.718.6	70.91.22.011.1	70.91.50.260.0	
	CSYN R 20 CA -12 - IK 4	751.03.307.29	70.91.13.718.6	70.91.22.011.1	70.91.50.260.0	
		CSYN L 16 CA -12 - IK 7	751.04.308.25	70.91.13.718.6		
		CSYN R 16 CA -12 - IK 7	751.03.308.25	70.91.13.718.6		
		CSYN L 20 CA -12 - IK 7	751.04.307.25	70.91.13.718.6	70.91.22.010.1	70.91.50.260.0
		CSYN R 20 CA -12 - IK 7	751.03.307.25	70.91.13.718.6	70.91.22.010.1	70.91.50.260.0
	CSYN L 16 CA -12 - IX 7	751.04.308.05	70.91.13.316.0			
	CSYN R 16 CA -12 - IX 7	751.03.308.05	70.91.13.316.0			
	CSYN L 20 CA -12 - IX 7	751.04.307.05	70.91.13.316.0	70.91.22.010.1	70.91.50.260.0	
	CSYN R 20 CA -12 - IX 7	751.03.307.05	70.91.13.316.0	70.91.22.010.1	70.91.50.260.0	

CCLC □ 20CA

IKS-Kurzklemmhalter positiv
 IKS Cartridges positive
 Cartouches positives IKS

L **Linksausführung**
Left hand model
Modèle à gauche

R **Rechtsausführung**
Right hand model
Modèle à droite

Spanwinkel $\gamma = 0^\circ$
Rake angle
Angle de coupe

Neigungswinkel $\lambda = 0^\circ$
Back rake angle
Oblivité de l'arête

Schnittdatenempfehlungen • Cutting data recommendations • *Recommandations de conditions de coupe*
Keramik • Ceramic • *Céramique* 📄 16 - 21

SPK-Schneidplatte SPK insert <i>Plaquette SPK</i>	Schaft Shaft <i>Corps</i>	Abmessungen • Dimensions • <i>Dimensions</i> (mm)									
		h ₁	f	h	b	l ₁	l ₂	l ₃	h ₂	e	D _{min}
CC . . 12 . . .	20 CA	20	25	25	20	70	10	35	32	30	60

SPK-Schneidplatte SPK Insert <i>Plaquette SPK</i>	ISO	SPK-Bestellnummer SPK ref. no. <i>N° de réf. SPK</i>	Ersatzteile • Spare parts • <i>Pièces de rechange</i>		
 CC . X 1206 ..	CCLC L 20 CA -12 - IX 6	751.28.301.05	70.91.13.316.0	70.91.22.138.0	
	CCLC R 20 CA -12 - IX 6	751.27.301.05	70.91.13.316.0	70.91.22.138.0	

IKS-Kurzklemmhalter positiv
IKS Cartridges positive
Cartouches positives IKS

CSSC □ 20CA

L **Linksausführung**
Left hand model
Modèle à gauche

R **Rechtsausführung**
Right hand model
Modèle à droite

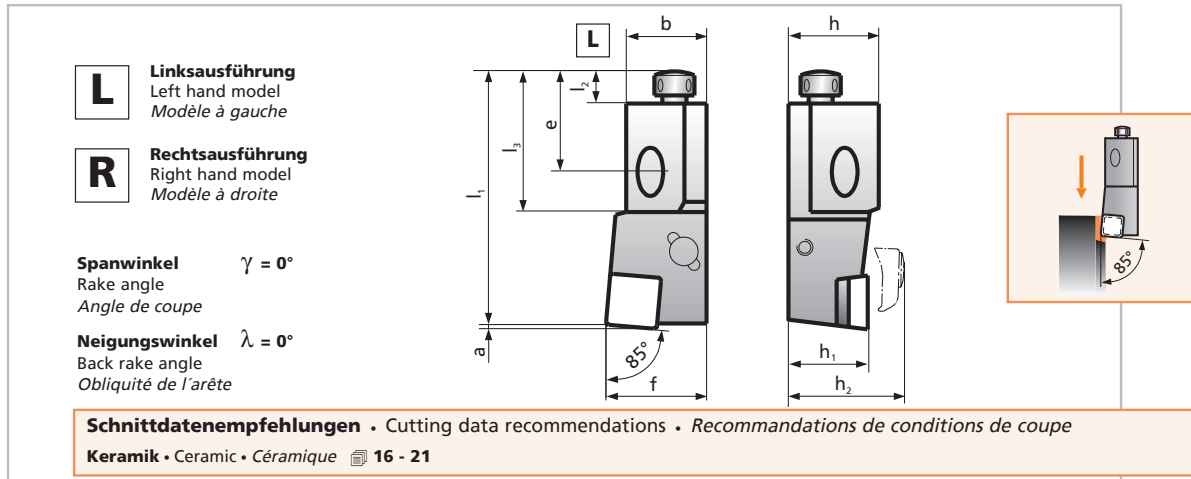
Spanwinkel $\gamma = 0^\circ$
Rake angle
Angle de coupe

Neigungswinkel $\lambda = 0^\circ$
Back rake angle
Obliquité de l'arête






Schnittdatenempfehlungen • Cutting data recommendations • *Recommandations de conditions de coupe*
Keramik • Ceramic • *Céramique* 16 - 21

SPK-Schneidplatte SPK insert <i>Plaquette SPK</i>	Schaft Shaft <i>Corps</i>	Abmessungen • Dimensions • <i>Dimensions</i> (mm)										
		h ₁	f	h	b	l ₁	l ₂	l ₃	h ₂	e	a	D _{min}
SC . . 12	20 CA	20	25	25	20	67	10	41	32	30	8,32	75

SPK-Schneidplatte SPK Insert <i>Plaquette SPK</i>	ISO	SPK-Bestellnummer SPK ref. no. <i>N° de réf. SPK</i>	Ersatzteile • Spare parts • <i>Pièces de rechange</i>		
 SC . N 1204 ..	CSSC L 20 CA -12 - ID 4 CSSC R 20 CA -12 - ID 4	751.08.306.02			
		751.07.306.02	70.91.13.317.0	70.91.00.001.0	70.91.22.144.0
 SC . X 1206 ..	CSSC L 20 CA -12 - IX 6 CSSC R 20 CA -12 - IX 6	751.08.306.05			
		751.07.306.05	70.91.13.316.0	70.91.00.001.0	70.91.22.147.0



SPK-Schneidplatte SPK insert Plaquette SPK	Schaft Shaft Corps	Abmessungen • Dimensions • Dimensions (mm)										
		h ₁	f	h	b	l ₁	l ₂	l ₃	h ₂	e	a	D _{min}
SC .. 12	20 CA	20	25	25	20	70	10	421	32	30	1,03	670

SPK-Schneidplatte SPK Insert Plaquette SPK	ISO	SPK-Bestellnummer SPK ref. no. N° de réf. SPK	Ersatzteile • Spare parts • Pièces de rechange		
					
 SC . N 1204 ..	CSYC L 20 CA -12 - ID 4 CSYC R 20 CA -12 - ID 4	751.08.301.02	70.91.13.317.0	70.91.00.001.0	70.91.22.144.0
		751.07.301.02	70.91.13.317.0	70.91.00.001.0	70.91.22.144.0
 SC . X 1206 ..	CSYC L 20 CA -12 - IX 6 CSYC R 20 CA -12 - IX 6	751.08.301.05	70.91.13.316.0		70.91.22.147.0
		751.07.301.05	70.91.13.316.0		70.91.22.147.0